

Monthly Reporting

Report from 01 October 2015 to 31 December 2015

Report for Resource Pool XC on ARCHER

A total of 3,912,580.79 kAU were available during this period.

Use and Allocations (by Project)

In the following table, Charged refers to usage which was charged against the project Allocation; whereas Used refers to usage including uncharged time. Uncharged time can arise from use of the Low Priority queue and/or during times when charging is disabled on the service.

The (Allocation) column is the time allocated to the project, scaled according to the reporting period and shown as a fraction of the available resources. If this report period is a sub-period of the Allocation period then the SAFE calculates the Allocation for this sub-period based on a linear spend profile of the total Allocation. If the usage for a project is not linear across the full Allocation period the the Use can be larger than the extrapolated Allocation.

Project	Project Class	Number of Jobs	Charged kAUs	Charged Utilisation	Used kAUs	Utilisation	Allocated kAUs	Allocation
e01	Consortia	3,340	380,250.0	9.72%	389,417.7	9.95%	273,314.2	6.99%
e05	Consortia	37,848	447,356.0	11.43%	455,002.8	11.63%	536,653.8	13.72%
e89	Consortia	28,763	458,394.2	11.72%	463,284.9	11.84%	473,885.6	12.11%
e280	Consortia	45,718	179,284.4	4.58%	179,394.0	4.59%	158,884.4	4.06%
e281	Consortia	3,516	118,329.8	3.02%	118,377.1	3.03%	80,468.6	2.06%
e283	Consortia	2,292	147,054.8	3.76%	147,102.9	3.76%	63,849.2	1.63%
e305	Consortia	3,324	80,224.4	2.05%	80,771.3	2.06%	85,951.8	2.20%
e410	Leadership Awards	105	8,746.1	0.22%	8,746.1	0.22%	24,268.7	0.62%
e411	Leadership Awards	6,084	41,460.5	1.06%	41,573.6	1.06%	29,441.9	0.75%
e412	Leadership Awards	22	4,695.6	0.12%	4,695.6	0.12%	18,023.1	0.46%
e413	Leadership Awards	211	31,632.1	0.81%	32,116.6	0.82%	25,030.6	0.64%
e414	Leadership Awards	30	8,168.6	0.21%	8,168.6	0.21%	20,987.3	0.54%
e421	Leadership Awards	73	61,046.5	1.56%	61,046.5	1.56%	56,817.0	1.45%
e422	Leadership Awards	59	30,485.0	0.78%	30,485.0	0.78%	18,132.6	0.46%
e424	Leadership Awards	790	86,364.5	2.21%	86,364.5	2.21%	40,660.8	1.04%
e453	Leadership Awards	7,225	8,230.7	0.21%	8,231.0	0.21%	6,067.7	0.16%
e460	Leadership Awards	104	9,945.7	0.25%	9,945.7	0.25%	17,718.3	0.45%
e463	Leadership Awards	0	0.0	0.00%	0.0	0.00%	13,107.9	0.34%
e465	Leadership Awards	2	18.8	0.00%	18.8	0.00%	19,235.2	0.49%
e469	Leadership Awards	93	3,056.6	0.08%	3,057.3	0.08%	3,802.2	0.10%
c01	Class1a	401	71.9	0.00%	71.9	0.00%	4,909.2	0.13%
e10	Class1a	102	18,540.1	0.47%	18,542.1	0.47%	18,563.8	0.47%
e71	Class1a	508	8,661.1	0.22%	8,661.1	0.22%	8,661.9	0.22%
e110	Class1a	219	14,831.9	0.38%	14,831.9	0.38%	16,003.6	0.41%
e125	Class1a	114	7,812.0	0.20%	8,035.9	0.21%	12,591.1	0.32%
e174	Class1a	41	1,179.0	0.03%	1,179.1	0.03%	17,427.9	0.45%
e179	Class1a	112	25,144.1	0.64%	25,144.2	0.64%	9,860.7	0.25%
e184	Class1a	776	3,082.8	0.08%	3,082.8	0.08%	11,391.2	0.29%
e202	Class1a	817	57,454.5	1.47%	57,454.5	1.47%	76,660.7	1.96%
e220	Class1a	1	0.0	0.00%	0.4	0.00%	412.4	0.01%
e228	Class1a	45	3,603.0	0.09%	3,680.8	0.09%	1,467.1	0.04%
e229	Class1a	0	0.0	0.00%	0.0	0.00%	1,376.5	0.04%

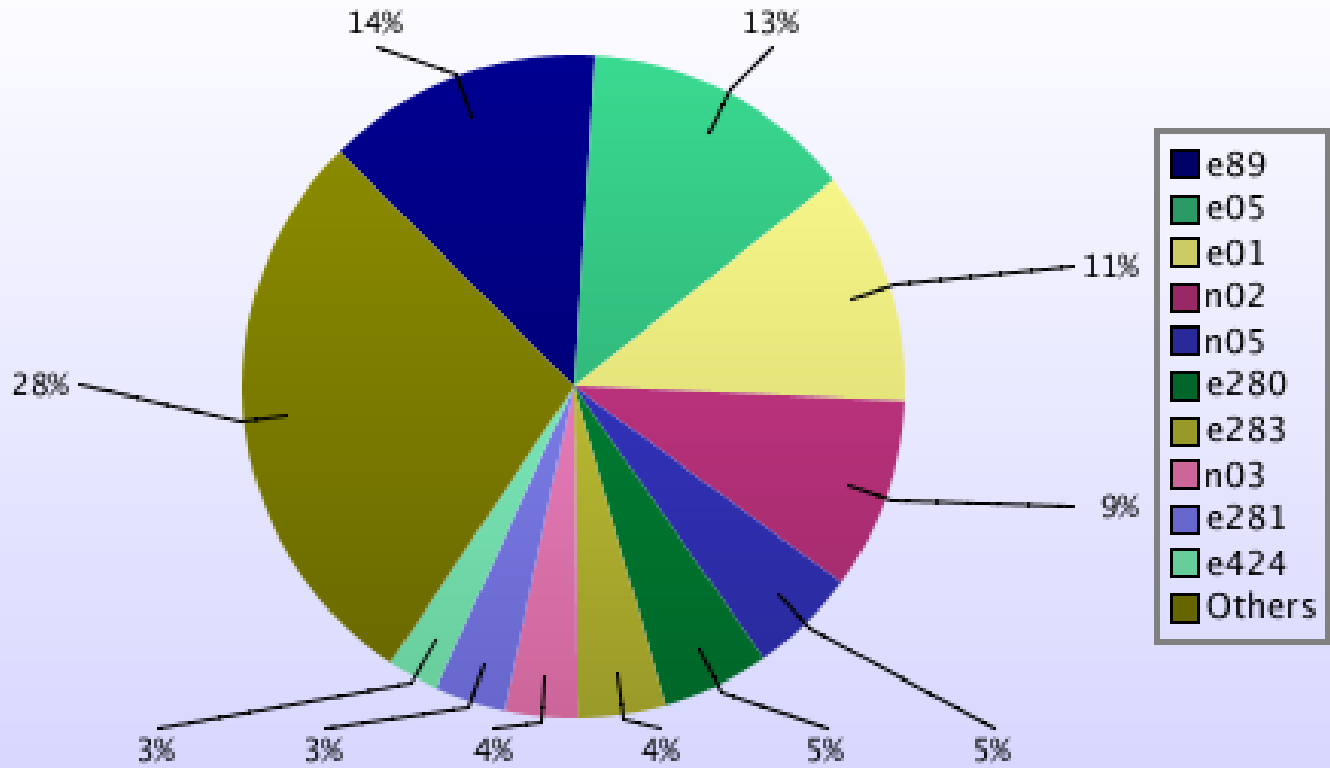
Project	Project Class	Number of Jobs	Charged kAUs	Charged Utilisation	Used kAUs	Utilisation	Allocated kAUs	Allocation
e266	Class1a	1,085	48,097.3	1.23%	48,418.9	1.24%	17,407.9	0.44%
e272	Class1a	606	6,618.3	0.17%	6,622.9	0.17%	6,538.5	0.17%
e282	Class1a	84	9.6	0.00%	9.6	0.00%	1,793.8	0.05%
e290	Class1a	385	47.8	0.00%	47.8	0.00%	337.0	0.01%
e291	Class1a	4	3.9	0.00%	3.9	0.00%	905.2	0.02%
e300	Class1a	74	1,399.9	0.04%	1,399.9	0.04%	2,258.2	0.06%
e301	Class1a	457	7,346.9	0.19%	7,364.0	0.19%	6,069.8	0.16%
e304	Class1a	5,428	69,268.9	1.77%	69,654.6	1.78%	18,387.6	0.47%
e320	Class1a	73	1,472.1	0.04%	1,645.4	0.04%	6,505.6	0.17%
e330	Class1a	0	0.0	0.00%	0.0	0.00%	512.7	0.01%
e331	Class1a	3,094	3,462.6	0.09%	3,463.4	0.09%	4,192.7	0.11%
e332	Class1a	0	0.0	0.00%	0.0	0.00%	1,996.2	0.05%
e336	Class1a	0	0.0	0.00%	0.0	0.00%	534.6	0.01%
e343	Class1a	523	665.8	0.02%	665.8	0.02%	4,481.0	0.11%
e358	Class1a	52	6.4	0.00%	6.4	0.00%	2,223.3	0.06%
e364	Class1a	15	0.3	0.00%	0.3	0.00%	1,547.2	0.04%
e365	Class1a	16	206.4	0.01%	206.4	0.01%	4,242.7	0.11%
e377	Class1a	252	9,111.1	0.23%	9,111.1	0.23%	4,057.8	0.10%
e378	Class1a	8	51.3	0.00%	51.3	0.00%	14,647.3	0.37%
e385	Class1a	168	32,295.7	0.83%	32,295.7	0.83%	48,954.6	1.25%
e403	Class1a	0	0.0	0.00%	0.0	0.00%	25.3	0.00%
e429	Class1a	258	8,600.1	0.22%	8,600.1	0.22%	10,002.3	0.26%
e431	Class1a	1,608	3,203.1	0.08%	3,203.1	0.08%	2,120.2	0.05%
e432	Class1a	287	14,235.8	0.36%	14,235.8	0.36%	9,889.7	0.25%
e446	Class1a	167	461.9	0.01%	461.9	0.01%	18,726.4	0.48%
e448	Class1a	2,120	13,447.3	0.34%	13,447.3	0.34%	50,296.0	1.29%
e451	Class1a	191	3,763.9	0.10%	3,763.9	0.10%	10,115.0	0.26%
e452	Class1a	0	0.0	0.00%	0.0	0.00%	2,473.1	0.06%
e474	Class1a	0	0.0	0.00%	0.0	0.00%	2,011.8	0.05%
e316	Direct Access: ARCHER RAP	0	0.0	0.00%	0.0	0.00%	1,649.5	0.04%
e321	Direct Access: ARCHER RAP	29	1,771.9	0.05%	1,771.9	0.05%	9,807.2	0.25%
e323	Direct Access: ARCHER RAP	6	1,016.2	0.03%	1,016.2	0.03%	3,547.7	0.09%
e338	Direct Access: ARCHER RAP	243	12,998.6	0.33%	12,998.6	0.33%	5,410.5	0.14%
e339	Direct Access: ARCHER RAP	139	17,072.9	0.44%	17,072.9	0.44%	12,933.3	0.33%
e347	Direct Access: ARCHER RAP	0	0.0	0.00%	0.0	0.00%	23.5	0.00%
e348	Direct Access: ARCHER RAP	59	1,310.2	0.03%	1,310.2	0.03%	8,640.7	0.22%
e356	Direct Access: ARCHER RAP	35	2,757.4	0.07%	2,757.4	0.07%	2,820.4	0.07%
e360	Direct Access: ARCHER RAP	65	2,804.6	0.07%	2,804.6	0.07%	1,800.2	0.05%
e370	Direct Access: ARCHER RAP	353	7,392.3	0.19%	7,392.3	0.19%	2,669.6	0.07%
e371	Direct Access: ARCHER RAP	220	14,430.1	0.37%	14,430.1	0.37%	9,234.5	0.24%
e373	Direct Access: ARCHER RAP	87	9,640.9	0.25%	9,640.9	0.25%	7,400.0	0.19%
e392	Direct Access: ARCHER RAP	404	32,163.7	0.82%	32,170.0	0.82%	23,516.3	0.60%
e393	Direct Access: ARCHER RAP	0	0.0	0.00%	0.0	0.00%	6,313.4	0.16%
e394	Direct Access: ARCHER RAP	264	5,011.3	0.13%	5,011.3	0.13%	7,095.9	0.18%
e397	Direct Access: ARCHER RAP	78	8,408.5	0.21%	8,602.4	0.22%	4,936.3	0.13%
e398	Direct Access: ARCHER RAP	192	85.1	0.00%	85.1	0.00%	8,005.9	0.20%

Project	Project Class	Number of Jobs	Charged kAUs	Charged Utilisation	Used kAUs	Utilisation	Allocated kAUs	Allocation
e399	Direct Access: ARCHER RAP	1,966	2,681.1	0.07%	2,681.1	0.07%	13,653.1	0.35%
e400	Direct Access: ARCHER RAP	13	4,040.3	0.10%	4,040.3	0.10%	5,954.3	0.15%
e402	Direct Access: ARCHER RAP	146	843.7	0.02%	843.7	0.02%	2,150.5	0.05%
e418	Direct Access: ARCHER RAP	73	7,513.4	0.19%	7,513.4	0.19%	10,552.7	0.27%
e419	Direct Access: ARCHER RAP	227	4,026.1	0.10%	4,161.3	0.11%	15,696.2	0.40%
e420	Direct Access: ARCHER RAP	6	0.0	0.00%	0.0	0.00%	10,885.7	0.28%
e454	Direct Access: ARCHER RAP	44	709.8	0.02%	709.8	0.02%	2,268.9	0.06%
e456	Direct Access: ARCHER RAP	45	251.4	0.01%	251.4	0.01%	344.6	0.01%
e457	Direct Access: ARCHER RAP	58	4,135.6	0.11%	4,135.6	0.11%	8,250.9	0.21%
e458	Direct Access: ARCHER RAP	159	5,375.3	0.14%	5,375.3	0.14%	6,265.2	0.16%
e459	Direct Access: ARCHER RAP	552	16,701.3	0.43%	16,701.3	0.43%	5,243.0	0.13%
e359	Instant Access	1,975	8,310.7	0.21%	8,310.9	0.21%	8,752.0	0.22%
e376	Instant Access	0	0.0	0.00%	0.0	0.00%	5,043.4	0.13%
e407	Instant Access	0	0.0	0.00%	0.0	0.00%	4,670.4	0.12%
e408	Instant Access	348	4,848.7	0.12%	4,848.9	0.12%	6,703.0	0.17%
e409	Instant Access	0	0.0	0.00%	0.0	0.00%	13.0	0.00%
e416	Instant Access	40	248.8	0.01%	248.8	0.01%	400.2	0.01%
e417	Instant Access	0	0.0	0.00%	0.0	0.00%	374.1	0.01%
e423	Instant Access	0	0.0	0.00%	0.0	0.00%	301.0	0.01%
e425	Instant Access	0	0.0	0.00%	0.0	0.00%	532.3	0.01%
e428	Instant Access	38	111.5	0.00%	111.5	0.00%	571.2	0.01%
e430	Instant Access	5	92.0	0.00%	92.0	0.00%	600.1	0.02%
e433	Instant Access	42	167.5	0.00%	167.5	0.00%	600.1	0.02%
e435	Instant Access	20	303.9	0.01%	303.9	0.01%	600.1	0.02%
e436	Instant Access	3	207.9	0.01%	207.9	0.01%	600.1	0.02%
e438	Instant Access	11	1,112.0	0.03%	1,112.0	0.03%	1,011.2	0.03%
e439	Instant Access	34	1,053.5	0.03%	1,053.5	0.03%	610.1	0.02%
e440	Instant Access	22	63.7	0.00%	63.7	0.00%	603.4	0.02%
e445	Instant Access	0	0.0	0.00%	0.0	0.00%	180.0	0.00%
e447	Instant Access	41	992.1	0.03%	992.1	0.03%	603.6	0.02%
e449	Instant Access	34	357.1	0.01%	357.9	0.01%	564.2	0.01%
e450	Instant Access	49	72.2	0.00%	72.3	0.00%	458.0	0.01%
e455	Instant Access	0	0.0	0.00%	0.0	0.00%	389.1	0.01%
e470	Instant Access	70	22.0	0.00%	22.0	0.00%	203.7	0.01%
e471	Instant Access	14	0.8	0.00%	0.8	0.00%	270.9	0.01%
e473	Instant Access	0	0.0	0.00%	0.0	0.00%	118.1	0.00%
r10	RDF: Pilot	0	0.0	0.00%	0.0	0.00%	8.4	0.00%
i07	Industrial	0	0.0	0.00%	0.0	0.00%	3,321.1	0.08%
e415	Training	355	1,368.5	0.03%	1,387.8	0.04%	6,600.4	0.17%
e437	Training	1,205	4,210.0	0.11%	4,210.0	0.11%	7,544.4	0.19%
e382	Service	202	2,484.2	0.06%	2,514.5	0.06%	7,610.0	0.19%
EPSRC Total		169,661	2,658,069.6	67.94%	2,682,719.2	68.57%	2,655,807.6	67.88%
n01	Consortia	28,306	56,103.5	1.43%	56,356.8	1.44%	205,931.2	5.26%
n02	Consortia	56,278	320,342.6	8.19%	320,402.4	8.19%	681,309.2	17.41%
n03	Consortia	7,242	120,192.8	3.07%	120,870.1	3.09%	156,416.0	4.00%
n05	Leadership Awards	236	164,691.8	4.21%	179,399.7	4.59%	97,267.8	2.49%
n07	Leadership Awards	0	0.0	0.00%	0.0	0.00%	5,056.4	0.13%
n08	Leadership Awards	20	161.7	0.00%	161.7	0.00%	9,892.4	0.25%
NERC Total		92,082	661,492.3	16.91%	677,190.7	17.31%	1,155,873.0	29.54%
b14	Class1a	0	0.0	0.00%	0.0	0.00%	822.1	0.02%

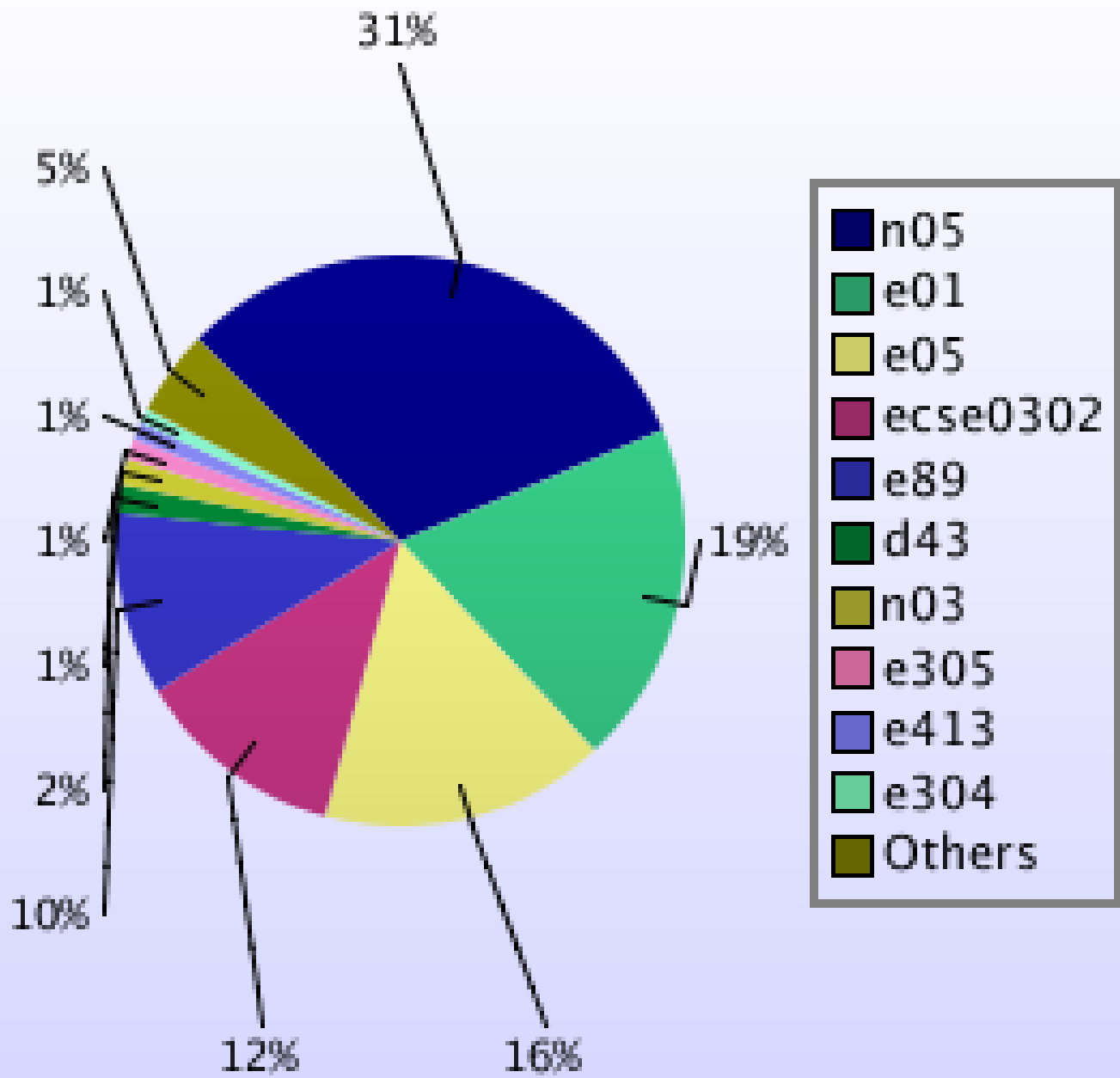
Project	Project Class	Number of Jobs	Charged kAUs	Charged Utilisation	Used kAUs	Utilisation	Allocated kAUs	Allocation
b16	Class1a	6	168.3	0.00%	168.3	0.00%	872.7	0.02%
e329	Class1a	3	830.9	0.02%	830.9	0.02%	1,127.1	0.03%
b17	Research	0	0.0	0.00%	0.0	0.00%	1,086.9	0.03%
b18	Research	0	0.0	0.00%	0.0	0.00%	2,747.3	0.07%
BBSRC Total		9	999.2	0.03%	999.2	0.03%	6,656.2	0.17%
pr1u0002	Class1a	0	0.0	0.00%	0.0	0.00%	71.4	0.00%
pr1u0905	DECI: EXEC	157	1,553.7	0.04%	1,553.7	0.04%	784.0	0.02%
pr1u1204	DECI: EXEC	1	339.5	0.01%	339.5	0.01%	0.0	0.00%
PRACE Total		158	1,893.2	0.05%	1,893.2	0.05%	855.5	0.02%
ecse0101	eCSE	0	0.0	0.00%	0.0	0.00%	93.6	0.00%
ecse0102	eCSE	0	0.0	0.00%	0.0	0.00%	74.3	0.00%
ecse0103	eCSE	0	0.0	0.00%	0.0	0.00%	90.5	0.00%
ecse0110	eCSE	0	0.0	0.00%	0.0	0.00%	84.8	0.00%
ecse0115	eCSE	0	0.0	0.00%	0.0	0.00%	87.3	0.00%
ecse0119	eCSE	0	0.0	0.00%	0.0	0.00%	56.2	0.00%
ecse0211	eCSE	0	0.0	0.00%	0.0	0.00%	124.1	0.00%
ecse0213	eCSE	0	0.0	0.00%	0.0	0.00%	120.5	0.00%
ecse0217	eCSE	0	0.0	0.00%	0.0	0.00%	113.5	0.00%
ecse0301	eCSE	0	0.0	0.00%	0.0	0.00%	144.2	0.00%
ecse0302	eCSE	20	0.0	0.00%	5,651.5	0.14%	69.1	0.00%
ecse0303	eCSE	13	0.1	0.00%	0.1	0.00%	61.1	0.00%
ecse0307	eCSE	53	236.9	0.01%	236.9	0.01%	128.4	0.00%
ecse0308	eCSE	0	0.0	0.00%	0.0	0.00%	85.8	0.00%
ecse0309	eCSE	707	698.4	0.02%	702.8	0.02%	281.6	0.01%
ecse0310	eCSE	0	0.0	0.00%	0.0	0.00%	63.8	0.00%
ecse0311	eCSE	0	0.0	0.00%	0.0	0.00%	39.5	0.00%
ecse0312	eCSE	0	0.0	0.00%	0.0	0.00%	162.4	0.00%
ecse0313	eCSE	10	0.1	0.00%	0.1	0.00%	72.3	0.00%
ecse0403	eCSE	0	0.0	0.00%	0.0	0.00%	150.9	0.00%
ecse0404	eCSE	0	0.0	0.00%	0.0	0.00%	123.0	0.00%
ecse0413	eCSE	0	0.0	0.00%	0.0	0.00%	113.2	0.00%
ecse0414	eCSE	38	6.6	0.00%	6.6	0.00%	109.1	0.00%
ecse0504	eCSE	26	0.6	0.00%	0.6	0.00%	45.0	0.00%
ecse0505	eCSE	21	9.3	0.00%	9.3	0.00%	184.3	0.00%
ecse0506	eCSE	30	0.2	0.00%	0.2	0.00%	65.9	0.00%
ecse0507	eCSE	38	2.1	0.00%	2.1	0.00%	117.5	0.00%
ecse0514	eCSE	80	2.3	0.00%	2.3	0.00%	119.8	0.00%
ecse0606	eCSE	47	66.1	0.00%	66.1	0.00%	37.1	0.00%
ecsepr01	eCSE	0	0.0	0.00%	0.0	0.00%	83.9	0.00%
ecsepr02	eCSE	0	0.0	0.00%	0.0	0.00%	84.4	0.00%
ecsepr03	eCSE	0	0.0	0.00%	0.0	0.00%	83.9	0.00%
ecsepr04	eCSE	0	0.0	0.00%	0.0	0.00%	83.9	0.00%
ecsepr05	eCSE	0	0.0	0.00%	0.0	0.00%	83.9	0.00%
ecsepr06	eCSE	0	0.0	0.00%	0.0	0.00%	83.9	0.00%
ecsepr07	eCSE	0	0.0	0.00%	0.0	0.00%	83.9	0.00%
ecsepr08	eCSE	0	0.0	0.00%	0.0	0.00%	83.9	0.00%
ecsepr09	eCSE	0	0.0	0.00%	0.0	0.00%	84.6	0.00%
ecsepr10	eCSE	0	0.0	0.00%	0.0	0.00%	83.9	0.00%
ecsepr11	eCSE	0	0.0	0.00%	0.0	0.00%	84.6	0.00%
ecsepr12	eCSE	0	0.0	0.00%	0.0	0.00%	84.6	0.00%
ecsepr13	eCSE	20	1,980.1	0.05%	1,980.1	0.05%	83.9	0.00%
ecsepr14	eCSE	0	0.0	0.00%	0.0	0.00%	84.6	0.00%
ecsepr15	eCSE	0	0.0	0.00%	0.0	0.00%	83.9	0.00%
ecsepr16	eCSE	0	0.0	0.00%	0.0	0.00%	133.2	0.00%
ecseta01	eCSE	0	0.0	0.00%	0.0	0.00%	83.9	0.00%
ecseta02	eCSE	0	0.0	0.00%	0.0	0.00%	84.6	0.00%
ecseta03	eCSE	0	0.0	0.00%	0.0	0.00%	87.7	0.00%
eCSE Total		1,103	3,002.8	0.08%	8,658.7	0.22%	4,669.9	0.12%
d43	ECDF	1,672	16,389.6	0.42%	17,138.6	0.44%	30,006.8	0.77%
d86	ECDF	8	0.0	0.00%	0.0	0.00%	132.2	0.00%
d106	ECDF	34	851.1	0.02%	851.6	0.02%	469.4	0.01%
d25	Research	248	2,203.7	0.06%	2,203.7	0.06%	2,514.8	0.06%
d35	Research	190	381.5	0.01%	381.5	0.01%	669.5	0.02%

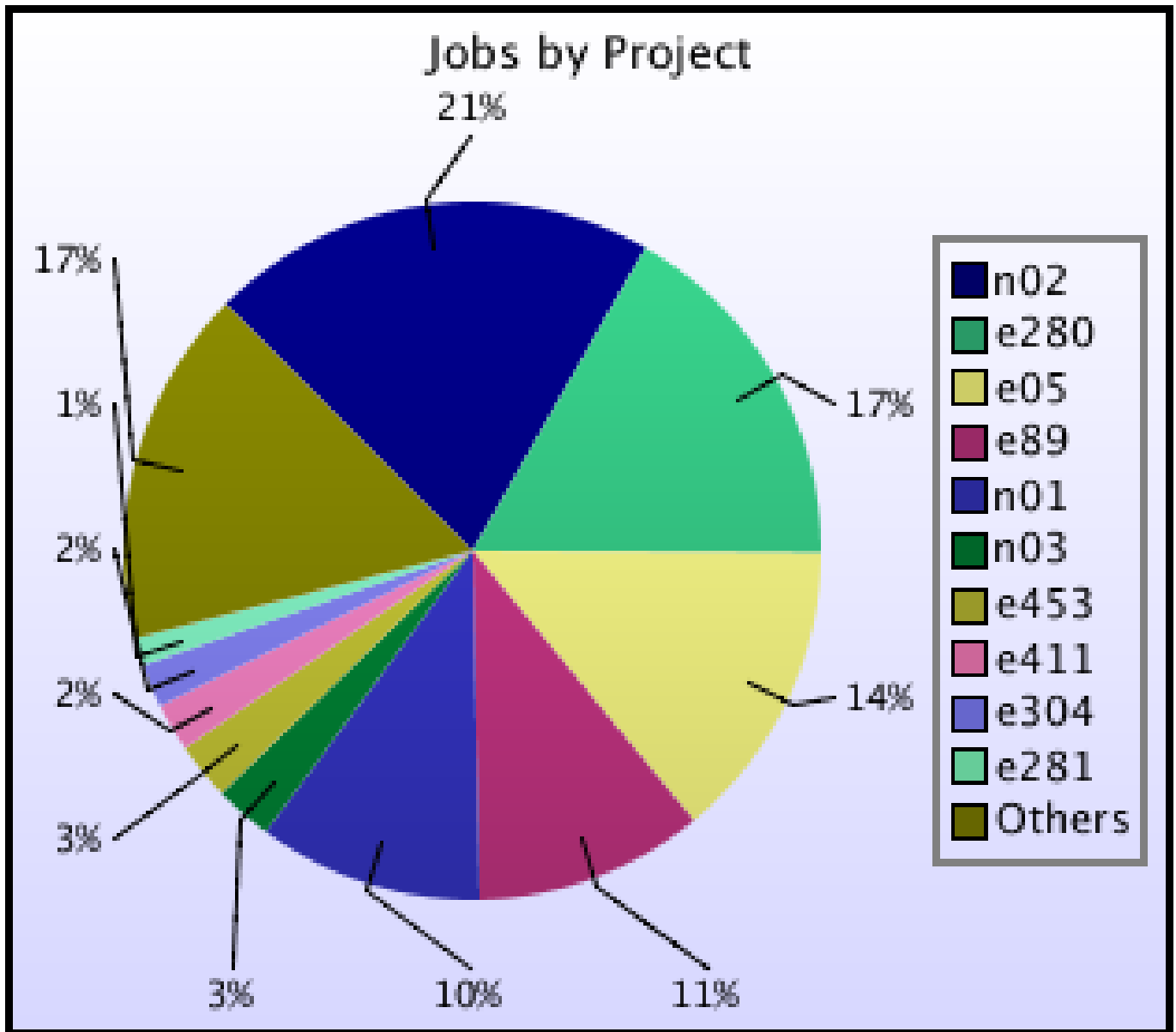
Project	Project Class	Number of Jobs	Charged kAUs	Charged Utilisation	Used kAUs	Utilisation	Allocated kAUs	Allocation
d37	Research	24	365.5	0.01%	365.5	0.01%	2,857.9	0.07%
d56	Research	1,578	8,393.1	0.21%	8,393.1	0.21%	10,524.8	0.27%
d60	Research	16	3,168.0	0.08%	3,168.0	0.08%	3,000.7	0.08%
d62	Research	66	23.9	0.00%	23.9	0.00%	354.7	0.01%
d63	Research	48	83.7	0.00%	83.7	0.00%	1,000.2	0.03%
d65	Research	39	111.0	0.00%	111.0	0.00%	335.2	0.01%
d67	Research	46	15.5	0.00%	15.5	0.00%	500.1	0.01%
d69	Research	6	0.0	0.00%	0.0	0.00%	503.0	0.01%
d71	Research	210	6,047.4	0.15%	6,047.4	0.15%	2,036.2	0.05%
d72	Research	0	0.0	0.00%	0.0	0.00%	503.0	0.01%
d76	Research	0	0.0	0.00%	0.0	0.00%	68.1	0.00%
d78	Research	0	0.0	0.00%	0.0	0.00%	498.9	0.01%
d79	Research	0	0.0	0.00%	0.0	0.00%	667.0	0.02%
d87	Research	0	0.0	0.00%	0.0	0.00%	10,112.2	0.26%
d88	Research	0	0.0	0.00%	0.0	0.00%	63.0	0.00%
d93	Research	8	0.0	0.00%	0.0	0.00%	2,000.0	0.05%
d96	Research	271	892.4	0.02%	892.4	0.02%	5,029.6	0.13%
d97	Research	42	530.2	0.01%	530.2	0.01%	500.0	0.01%
d98	Research	0	0.0	0.00%	0.0	0.00%	5,013.7	0.13%
d99	Research	55	299.5	0.01%	299.5	0.01%	5,649.1	0.14%
d100	Research	187	1,254.1	0.03%	1,254.1	0.03%	1,432.2	0.04%
d101	Research	4	0.0	0.00%	0.0	0.00%	2,500.0	0.06%
d107	Research	0	0.0	0.00%	0.0	0.00%	68.0	0.00%
d113	Research	0	0.0	0.00%	0.0	0.00%	101.6	0.00%
d90	Industrial	0	0.0	0.00%	0.0	0.00%	1,508.4	0.04%
d92	Industrial	0	0.0	0.00%	0.0	0.00%	2.9	0.00%
d102	Industrial	4	6.4	0.00%	6.4	0.00%	100.0	0.00%
i13	Industrial	25	0.6	0.00%	0.6	0.00%	60.1	0.00%
i19	Industrial	10	17.7	0.00%	17.9	0.00%	30.0	0.00%
x06	Industrial	0	0.0	0.00%	0.0	0.00%	13.7	0.00%
x08	Industrial	312	997.5	0.03%	997.5	0.03%	4,000.0	0.10%
d89	Training	714	33.7	0.00%	25.1	0.00%	2,571.0	0.07%
d91	Training	0	0.0	0.00%	0.0	0.00%	754.2	0.02%
d104	Training	6	0.0	0.00%	0.0	0.00%	819.7	0.02%
d80	Service	68	175.3	0.00%	175.3	0.00%	385.6	0.01%
d82	Service	0	0.0	0.00%	0.0	0.00%	2,772.1	0.07%
d103	Service	0	0.0	0.00%	0.0	0.00%	54.4	0.00%
y01	Service	0	0.0	0.00%	0.0	0.00%	50.0	0.00%
y02	Service	78	2,427.4	0.06%	2,427.4	0.06%	1,000.2	0.03%
y07	Service	42	3.0	0.00%	3.5	0.00%	451.1	0.01%
z02	Service	16	1.2	0.00%	1.5	0.00%	463.9	0.01%
z99	Service	80	0.9	0.00%	0.9	0.00%	25.1	0.00%
d84	UoE Seedcorn	0	0.0	0.00%	0.0	0.00%	373.6	0.01%
d85	UoE Seedcorn	0	0.0	0.00%	0.0	0.00%	606.7	0.02%
d111	UoE Seedcorn	24	204.4	0.01%	204.4	0.01%	224.6	0.01%
d112	UoE Seedcorn	0	0.0	0.00%	0.0	0.00%	118.1	0.00%
d83	UoE Supercomputing	101	327.5	0.01%	327.5	0.01%	28,094.1	0.72%
d95	UoE Supercomputing	48	154.7	0.00%	154.7	0.00%	12,608.5	0.32%
DirectorsTime Total		6,280	45,360.5	1.16%	46,102.3	1.18%	146,200.0	3.74%
y14	Training	823	1,473.9	0.04%	1,062.1	0.03%	1,760.4	0.04%
z01	Service	1,074	5,177.8	0.13%	5,198.6	0.13%	20,004.5	0.51%
CSE Total		1,897	6,651.7	0.17%	6,260.7	0.16%	21,764.9	0.56%
d94	Industrial	6	0.1	0.00%	0.1	0.00%	24.6	0.00%
i18	Industrial	0	0.0	0.00%	0.0	0.00%	9,533.3	0.24%
Industrial Total		6	0.1	0.00%	0.1	0.00%	9,557.9	0.24%
w03	Service	0	0.0	0.00%	0.0	0.00%	831.4	0.02%
y21	Service	12	21.8	0.00%	21.8	0.00%	500.1	0.01%
Internal Total		12	21.8	0.00%	21.8	0.00%	1,331.6	0.03%
Total		271,208	3,377,491.3	86.32%	3,423,845.9	87.51%	4,002,716.4	102.30%

Use by Project



Uncharged Use by Project

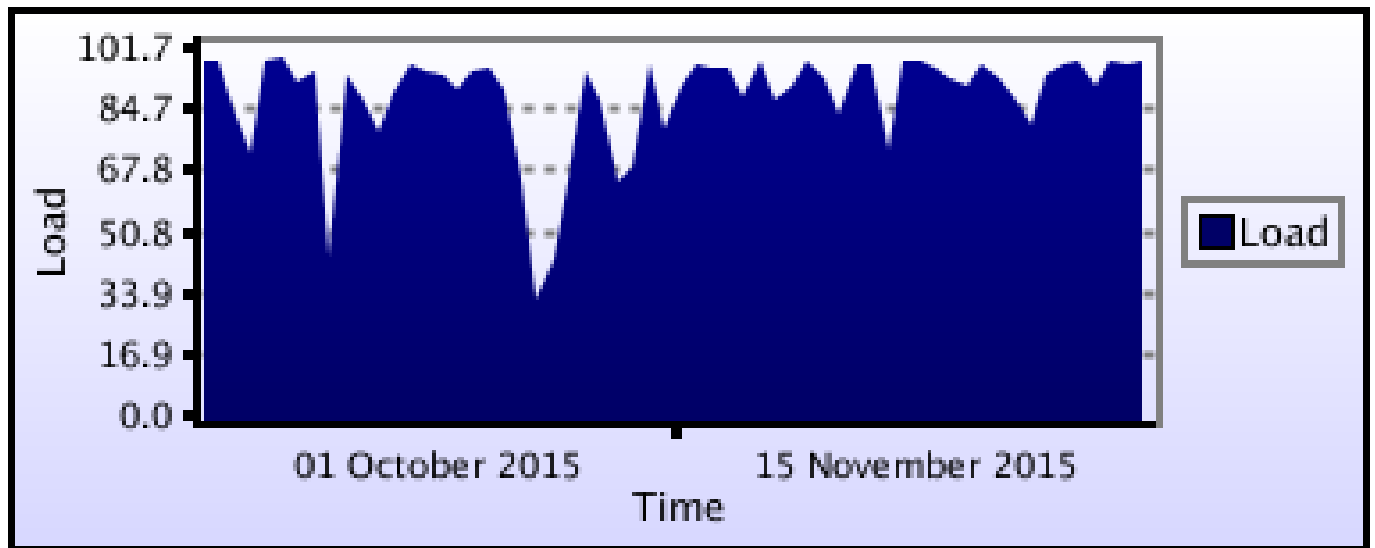




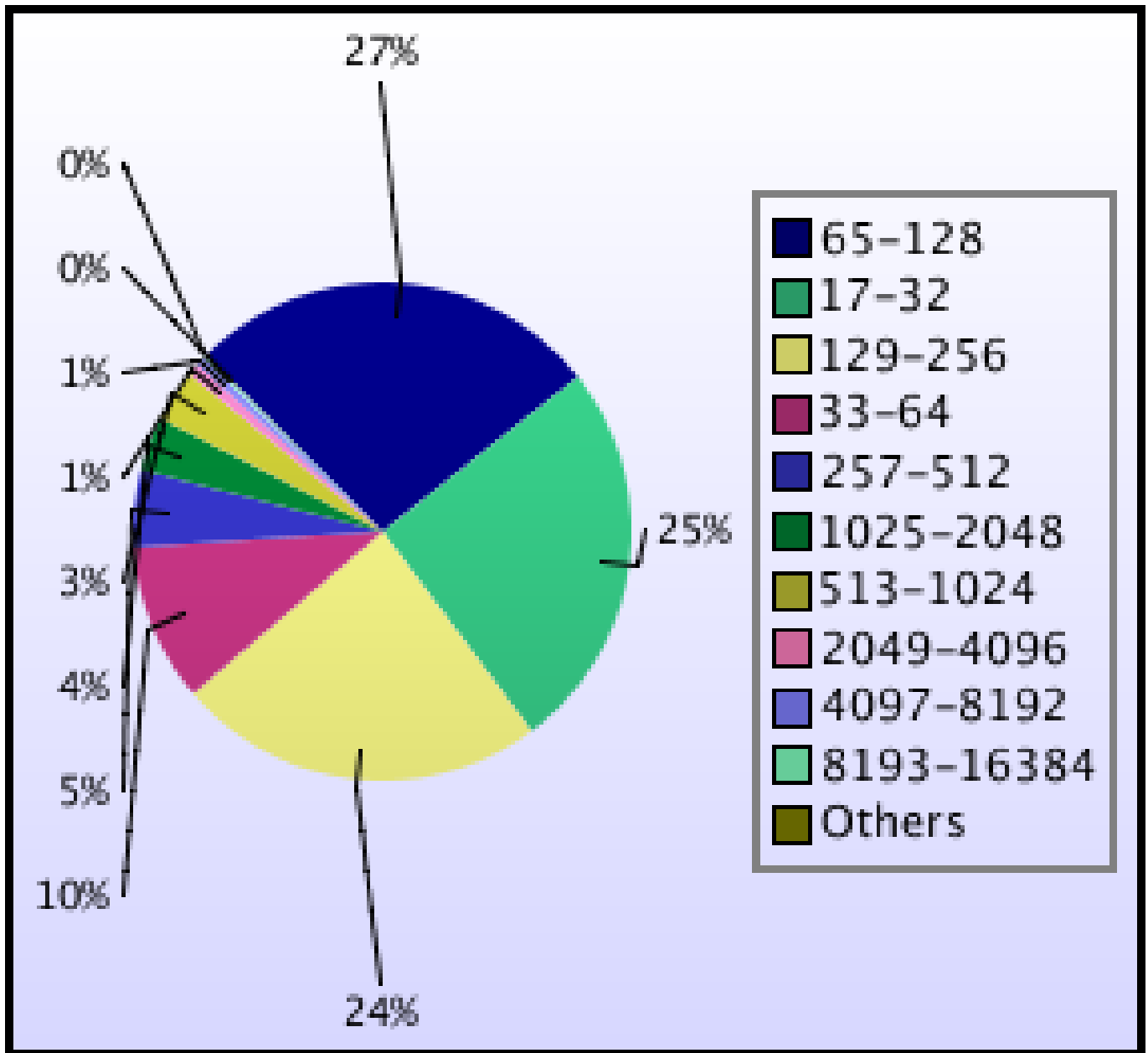
kAUs (by Size)

Size	kAUs	Number of Jobs
17-32	34,007.563	68,926
33-64	76,304.351	27,812
65-128	237,046.537	72,803
129-256	339,154.363	65,060
257-512	417,000.644	13,493
513-1024	577,756.105	9,195
1025-2048	442,361.099	9,507
2049-4096	351,465.591	2,180
4097-8192	582,114.039	1,548
8193-16384	231,465.216	552
16385-32768	67,942.235	86
32769-65536	12,018.025	14
65537-131072	6,254.889	4

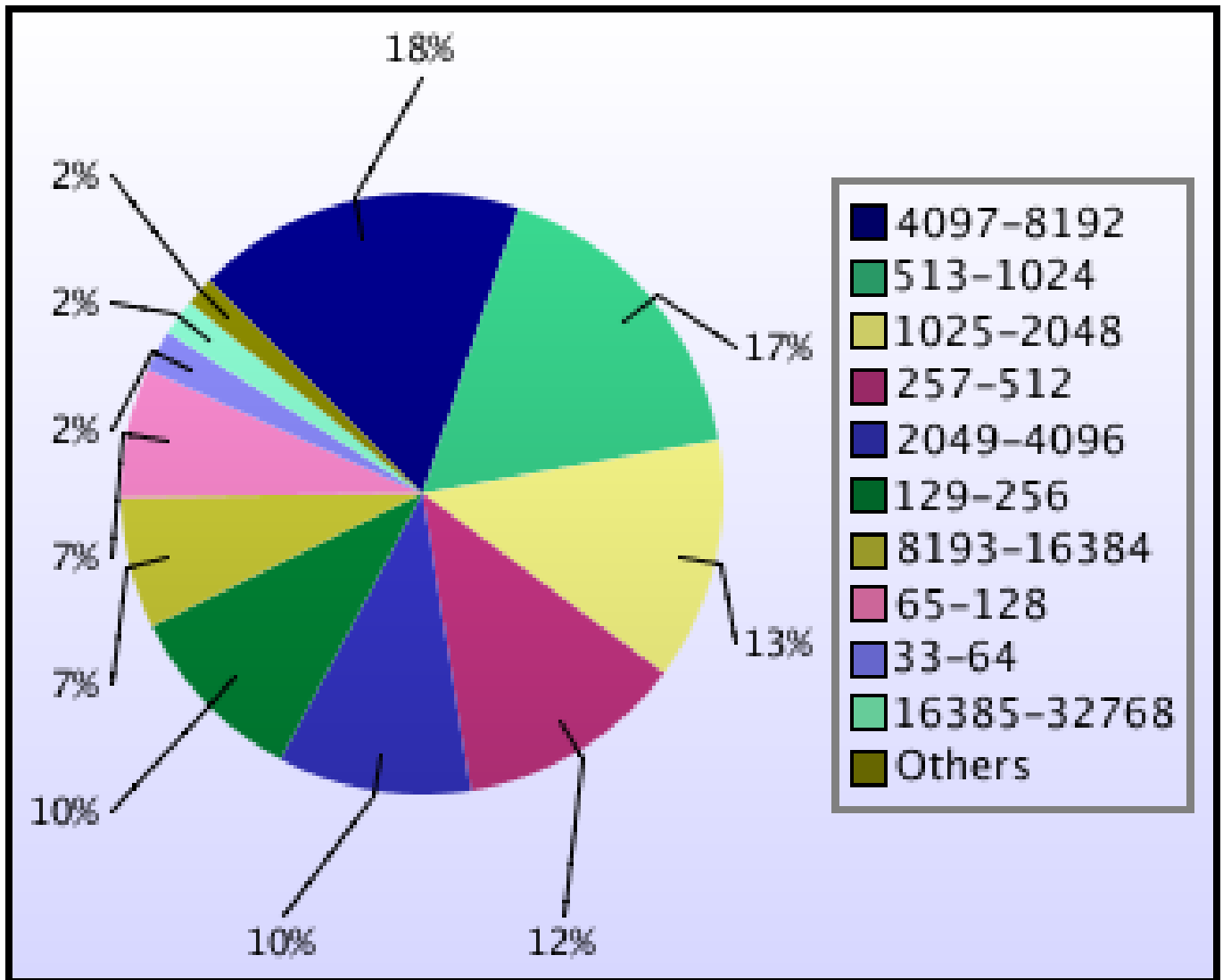
Load plots



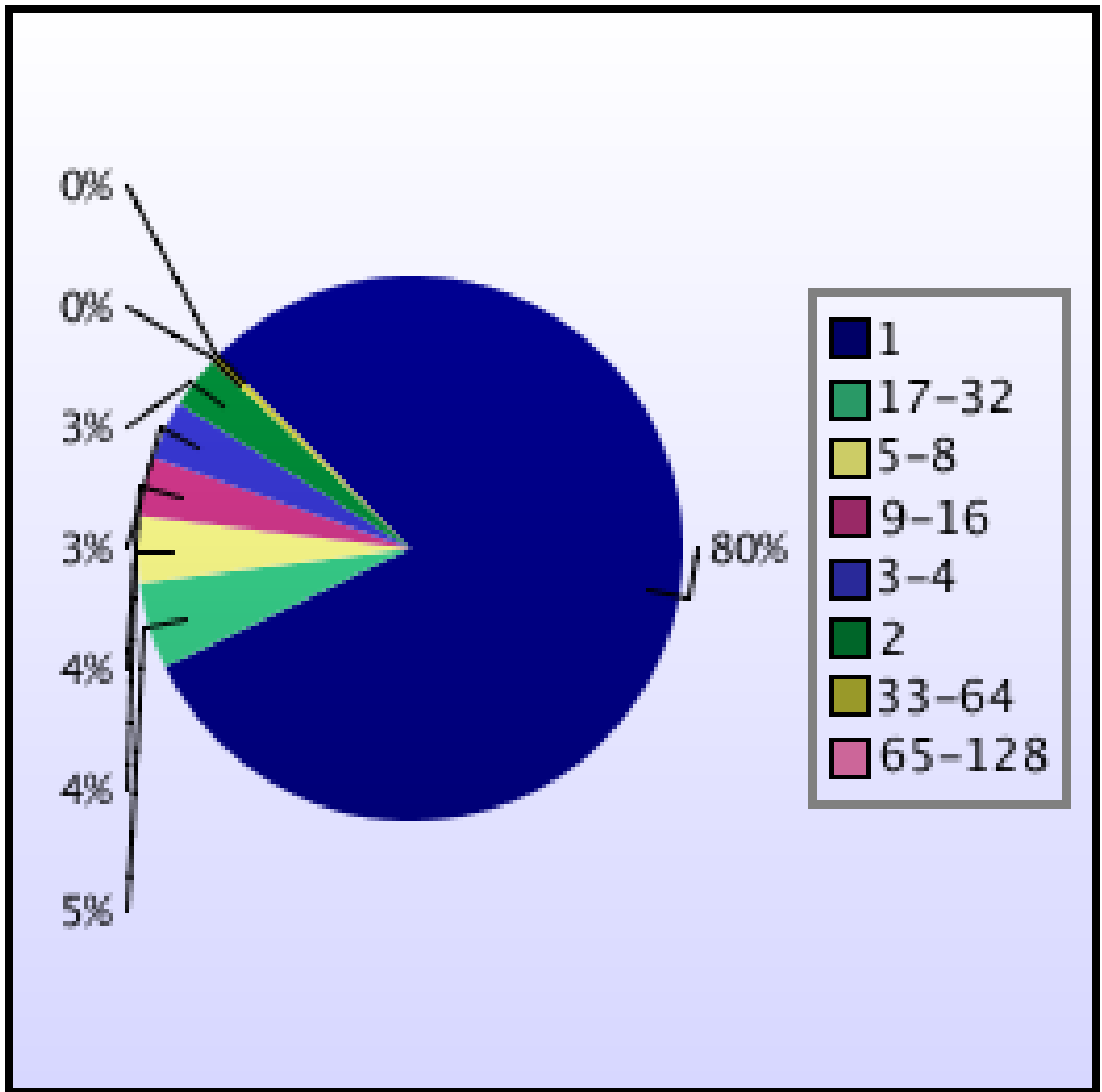
Percentage load on machine



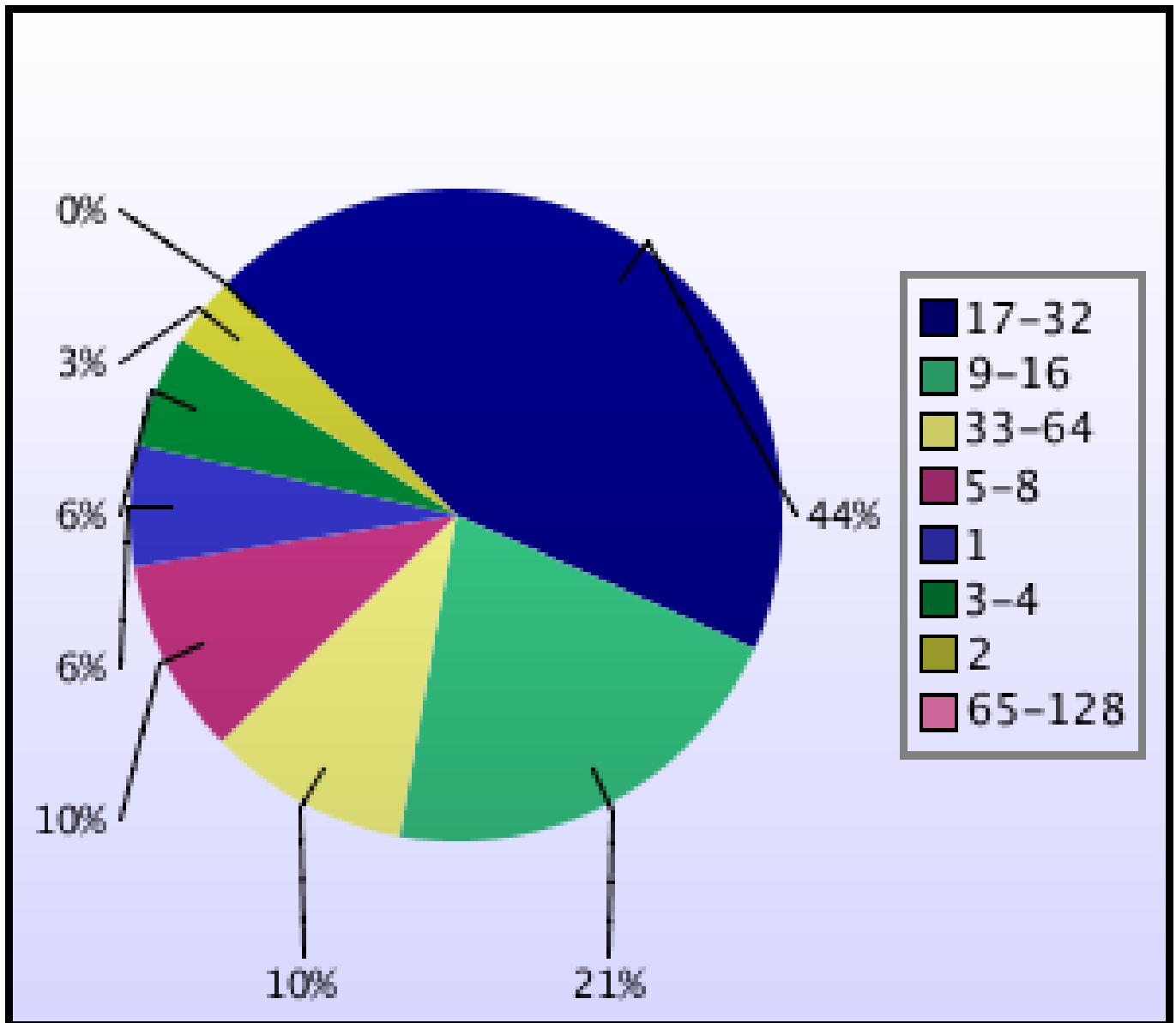
Jobs by Size



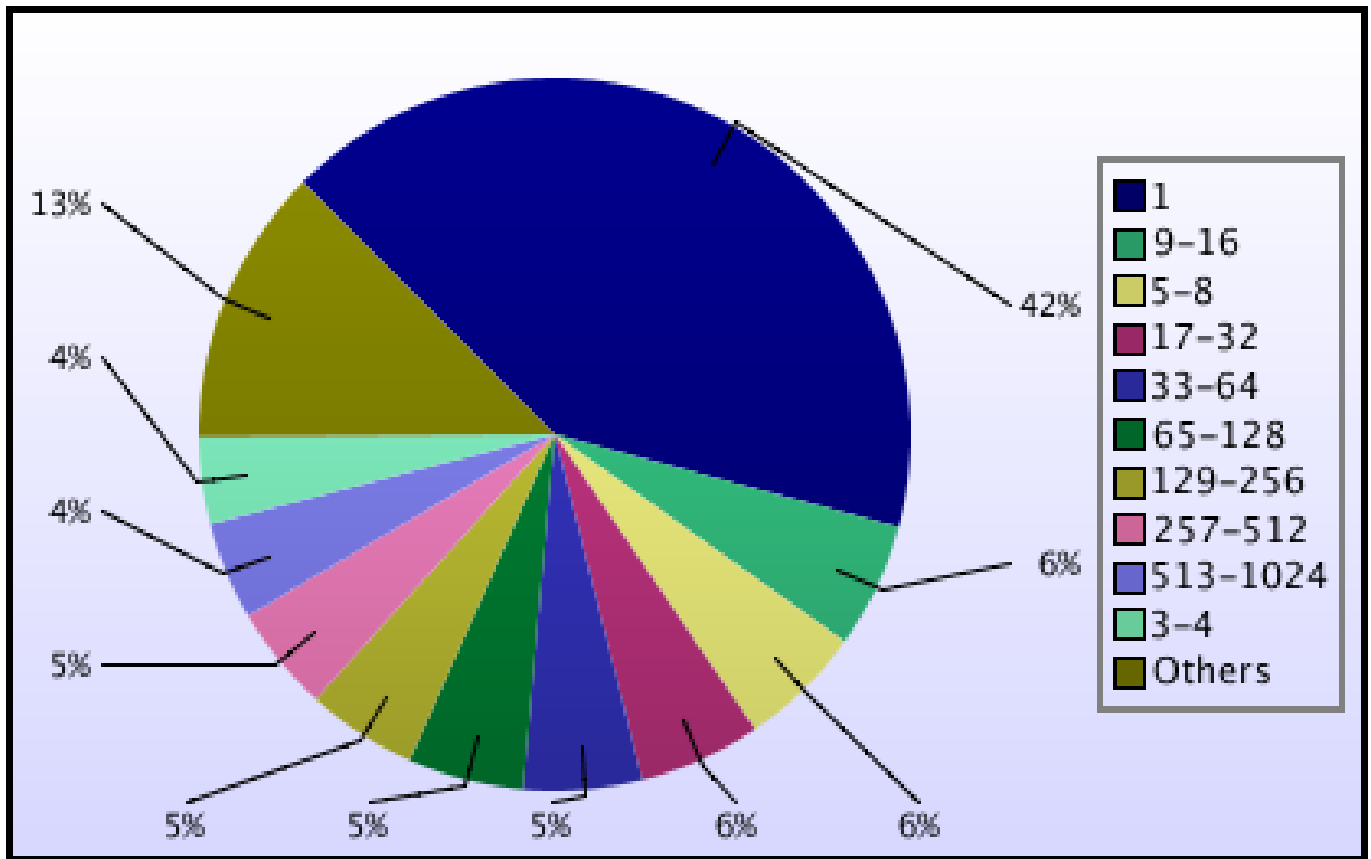
kAUs used by Size



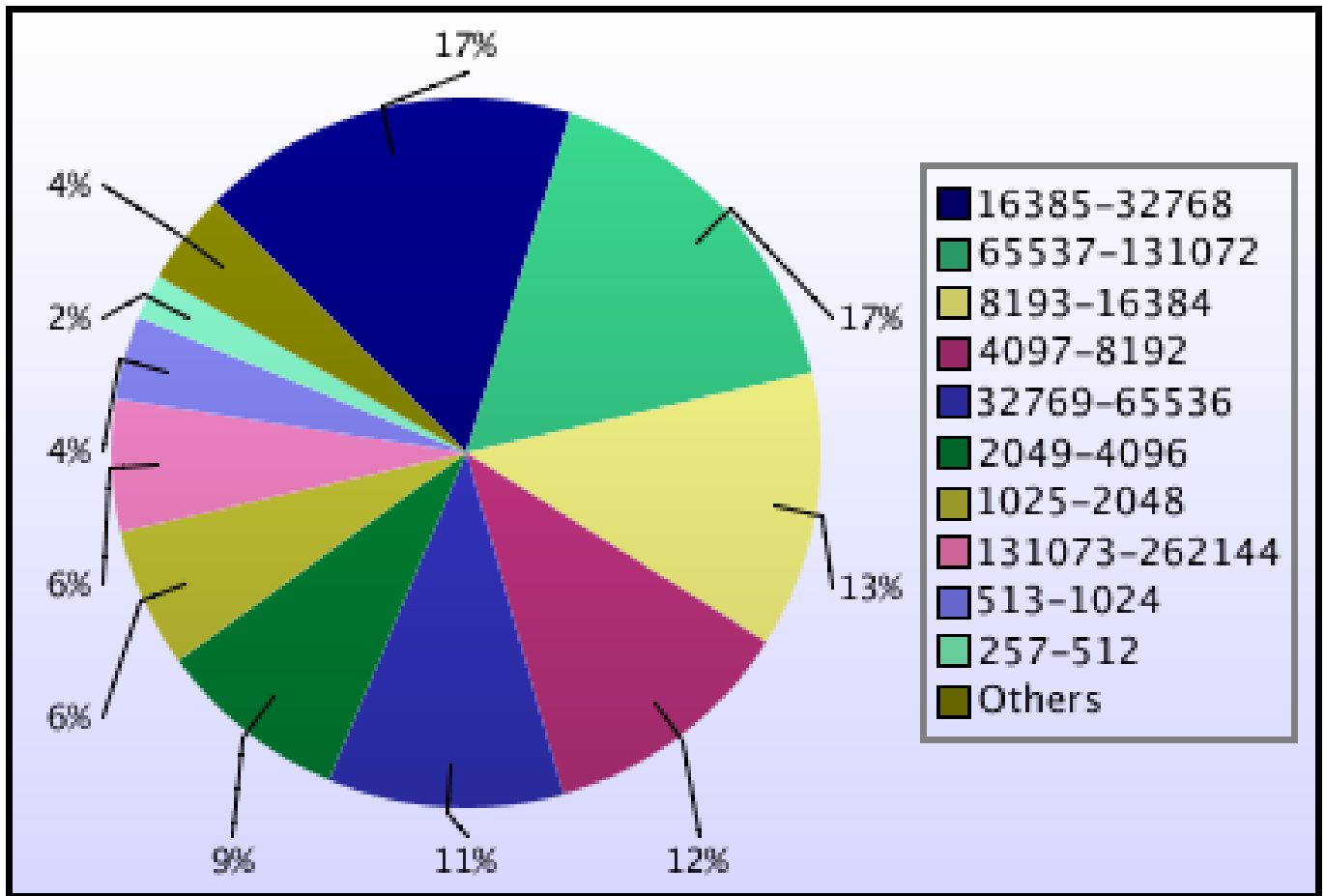
Jobs grouped by wall-clock-hours



kAUs used grouped by wall-clock-hours



Jobs grouped by core-hours

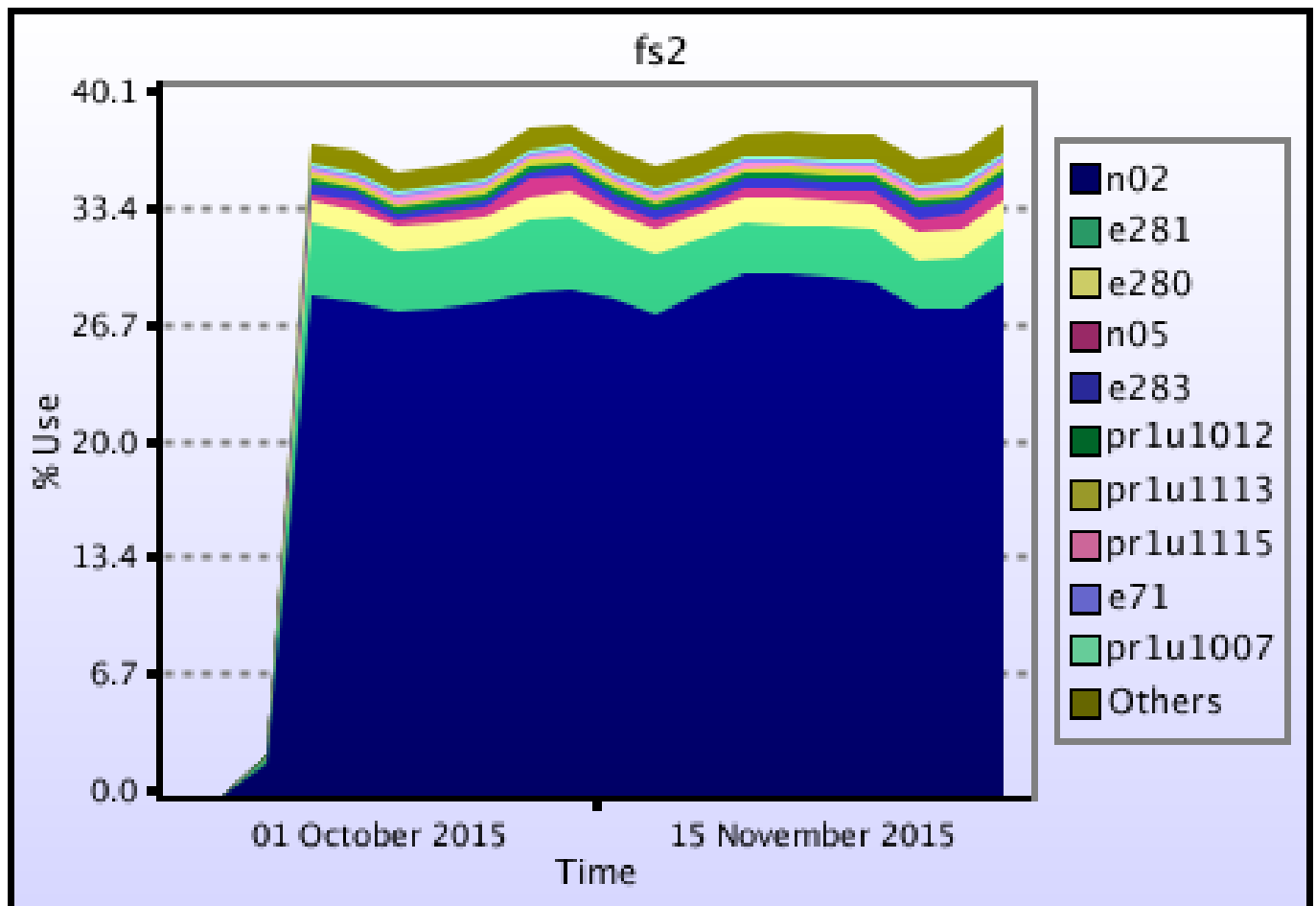


kAUs used grouped by core-hours

Disk usage

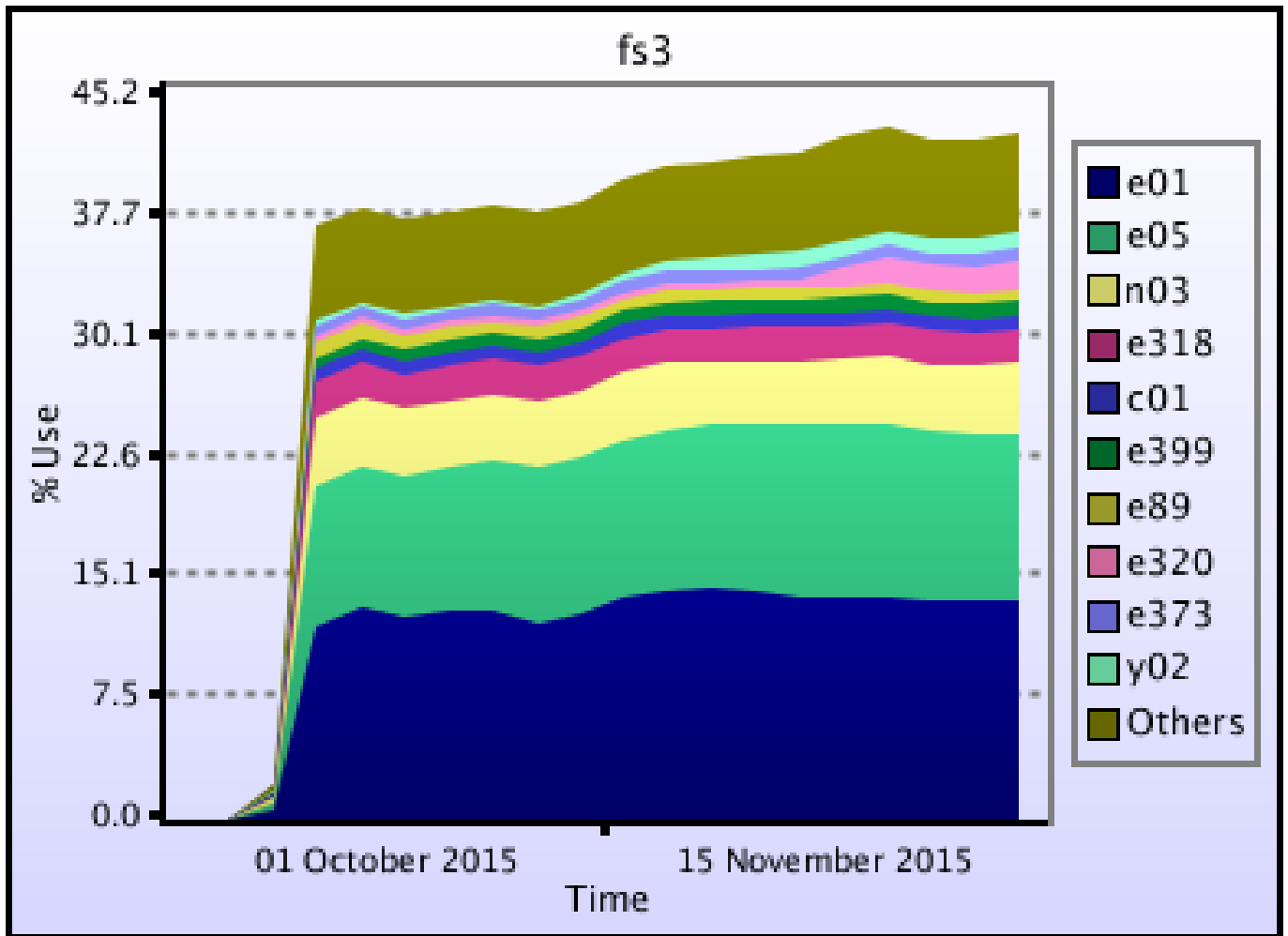
Disk usage for work (fs2)

This is a plot of Disk Use on fs2 against time. The plot is divided into a number of classes according to Project. This is a stacked plot so the top of the plot represents the total usage at a given time.



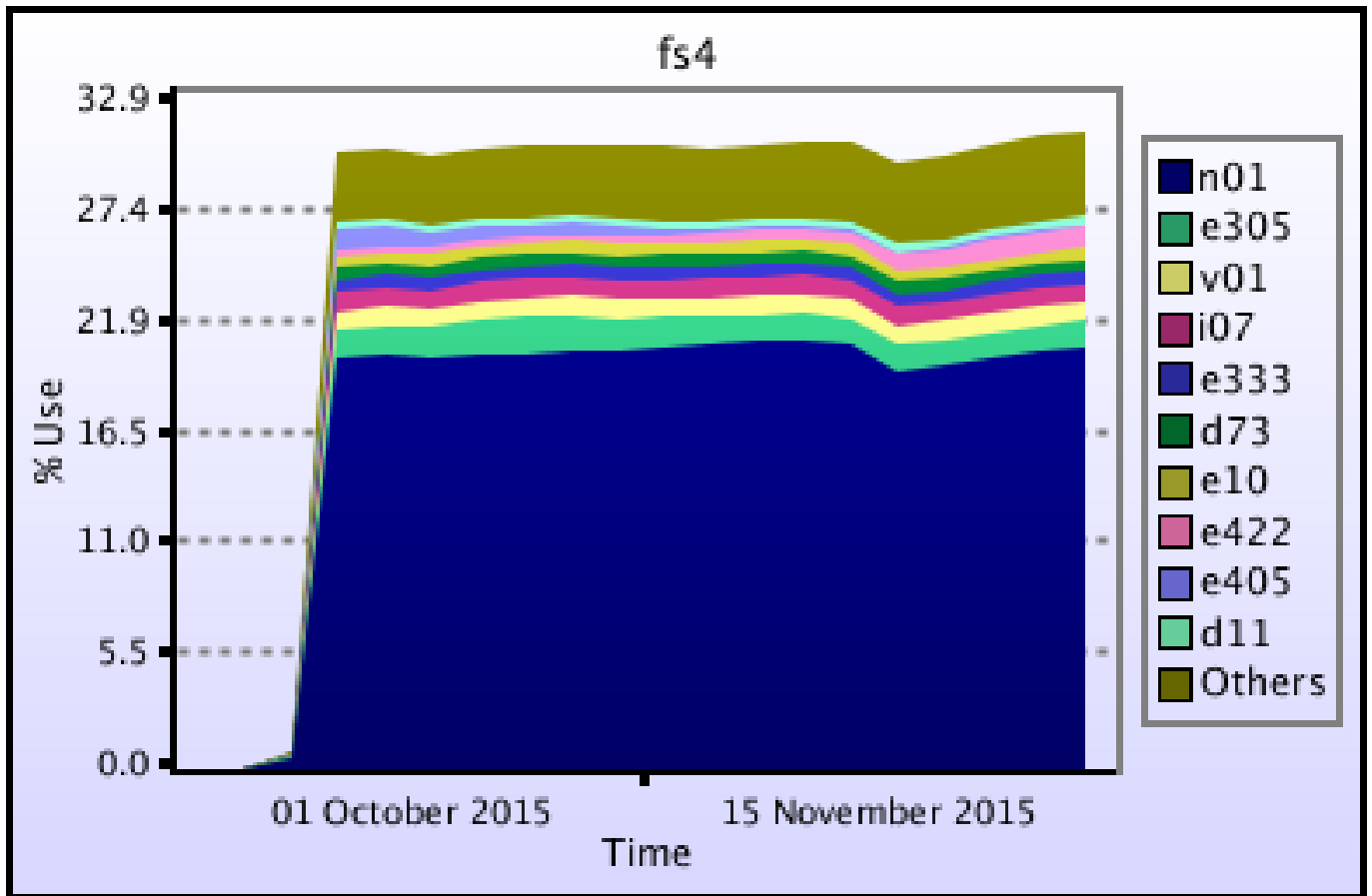
Disk usage for work (fs3)

This is a plot of Disk Use on fs3 against time. The plot is divided into a number of classes according to Project. This is a stacked plot so the top of the plot represents the total usage at a given time.



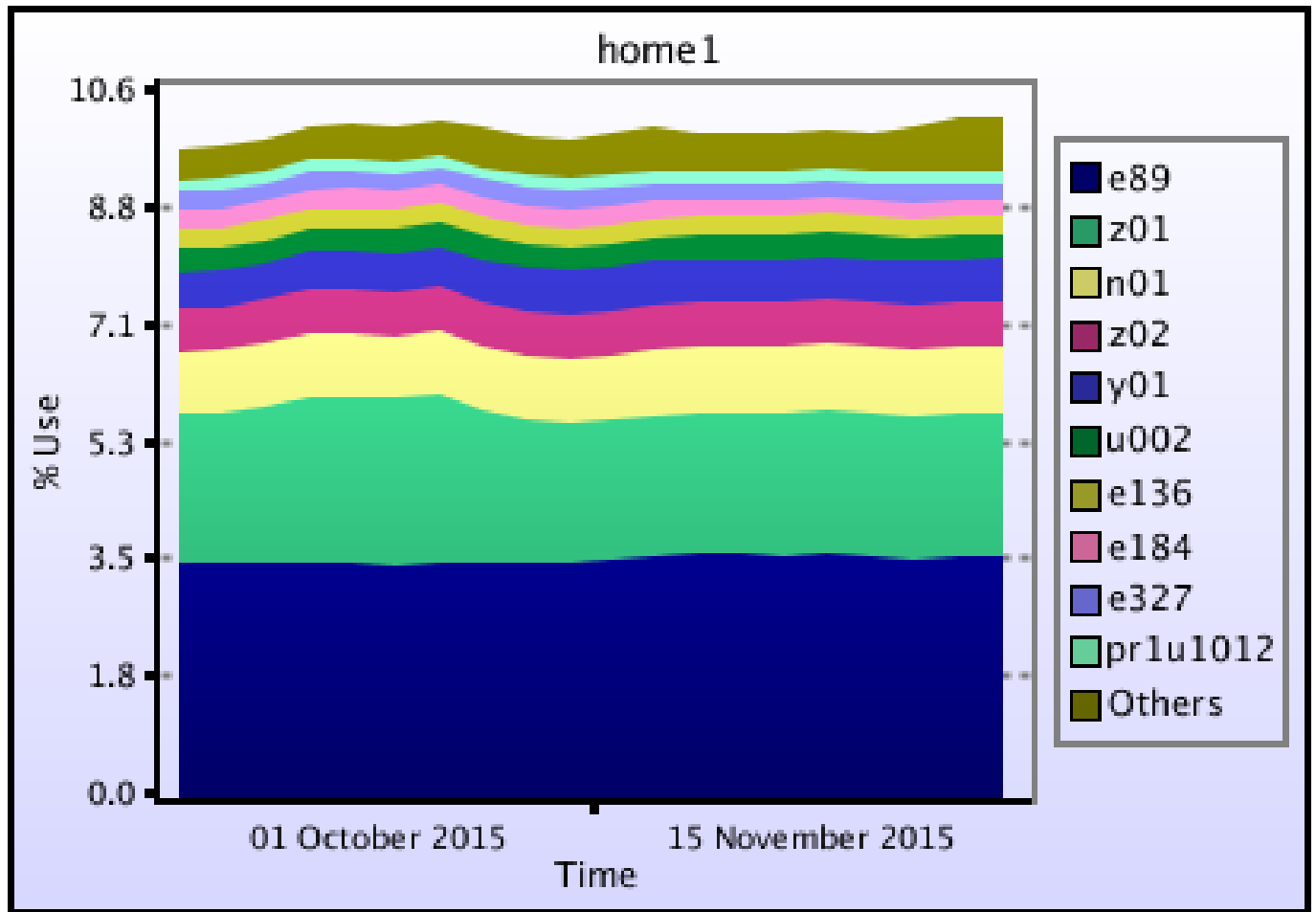
Disk usage for work (fs4)

This is a plot of Disk Use on fs4 against time. The plot is divided into a number of classes according to Project. This is a stacked plot so the top of the plot represents the total usage at a given time.



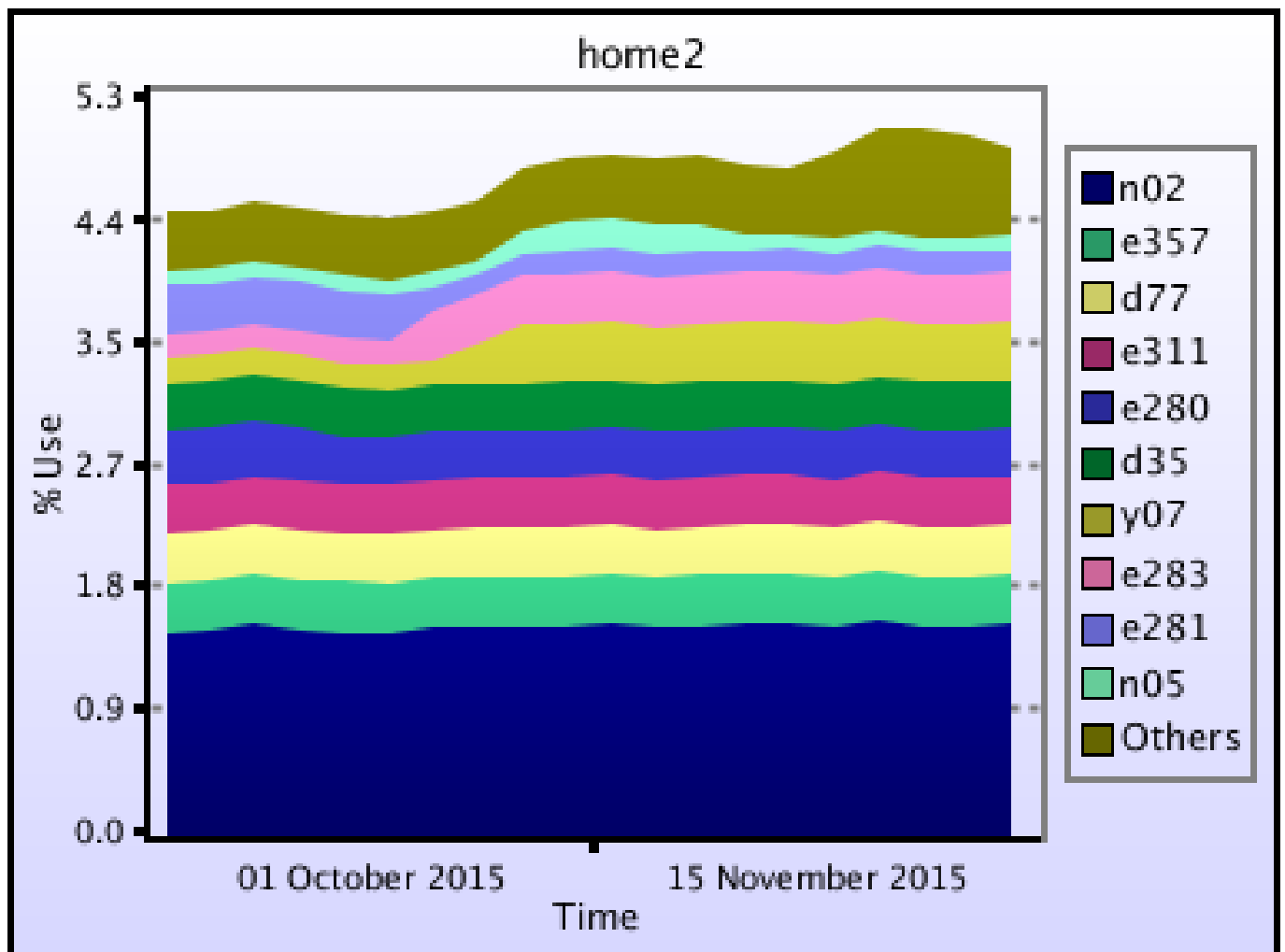
Disk usage for home (home1)

This is a plot of Disk Use on home1 against time. The plot is divided into a number of classes according to Project. This is a stacked plot so the top of the plot represents the total usage at a given time.



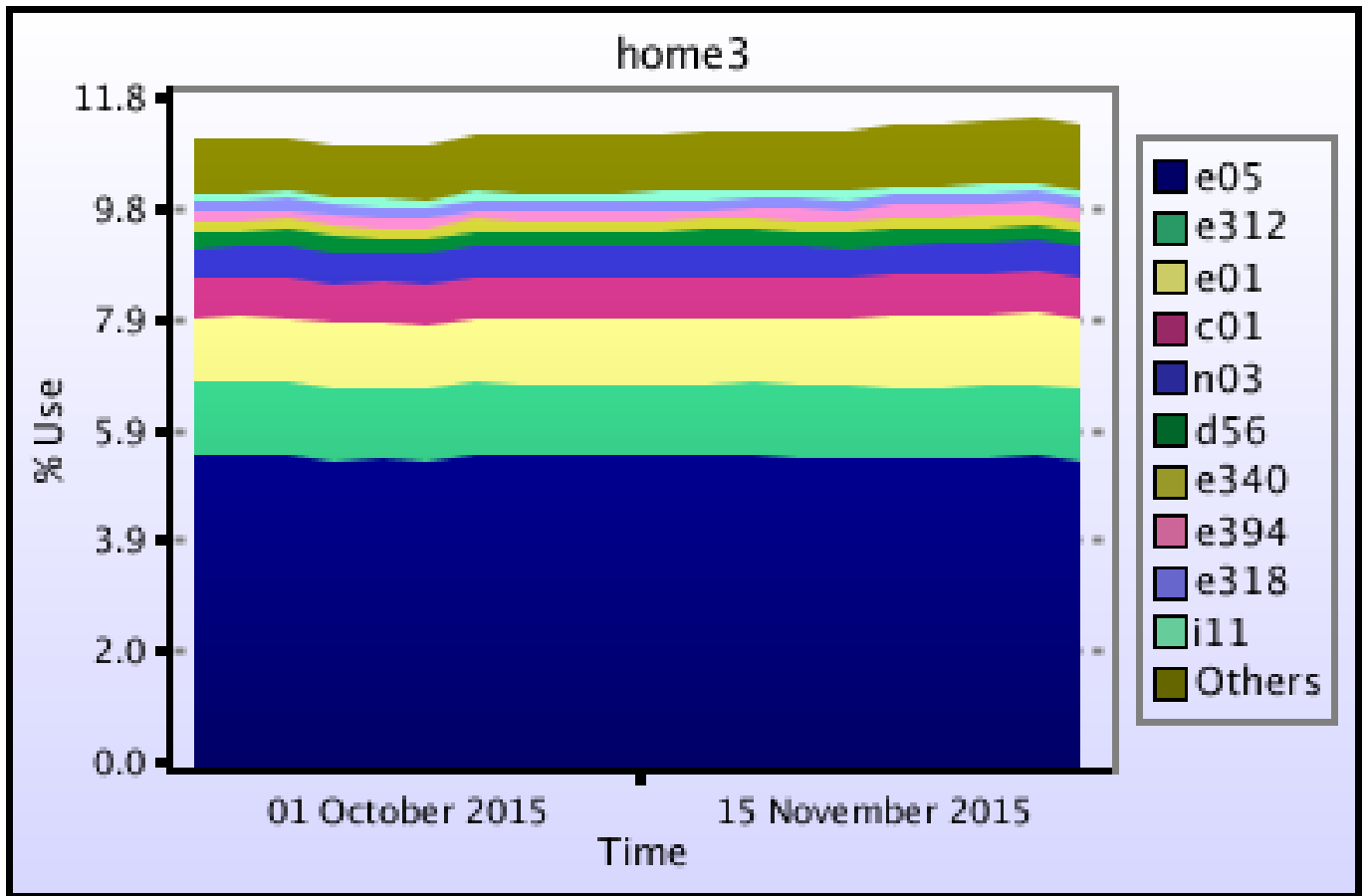
Disk usage for home (home2)

This is a plot of Disk Use on home2 against time. The plot is divided into a number of classes according to Project. This is a stacked plot so the top of the plot represents the total usage at a given time.



Disk usage for home (home3)

This is a plot of Disk Use on home3 against time. The plot is divided into a number of classes according to Project. This is a stacked plot so the top of the plot represents the total usage at a given time.



Disk usage for home (home4)

This is a plot of Disk Use on home4 against time. The plot is divided into a number of classes according to Project. This is a stacked plot so the top of the plot represents the total usage at a given time.

home4

