

Monthly Reporting

Report from 01 July 2019 to 30 September 2019

Report for Resource Pool XC on ARCHER

A total of 3,910,809.59 kAU were available during this period.

Use and Allocations (by Project)

In the following table, Charged refers to usage which was charged against the project Allocation; whereas Used refers to usage including uncharged time. Uncharged time can arise from use of the Low Priority queue and/or during times when charging is disabled on the service.

The (Allocation) column is the time allocated to the project, scaled according to the reporting period and shown as a fraction of the available resources. If this report period is a sub-period of the Allocation period then the SAFE calculates the Allocation for this sub-period based on a linear spend profile of the total Allocation. If the usage for a project is not linear across the full Allocation period the the Use can be larger than the extrapolated Allocation.

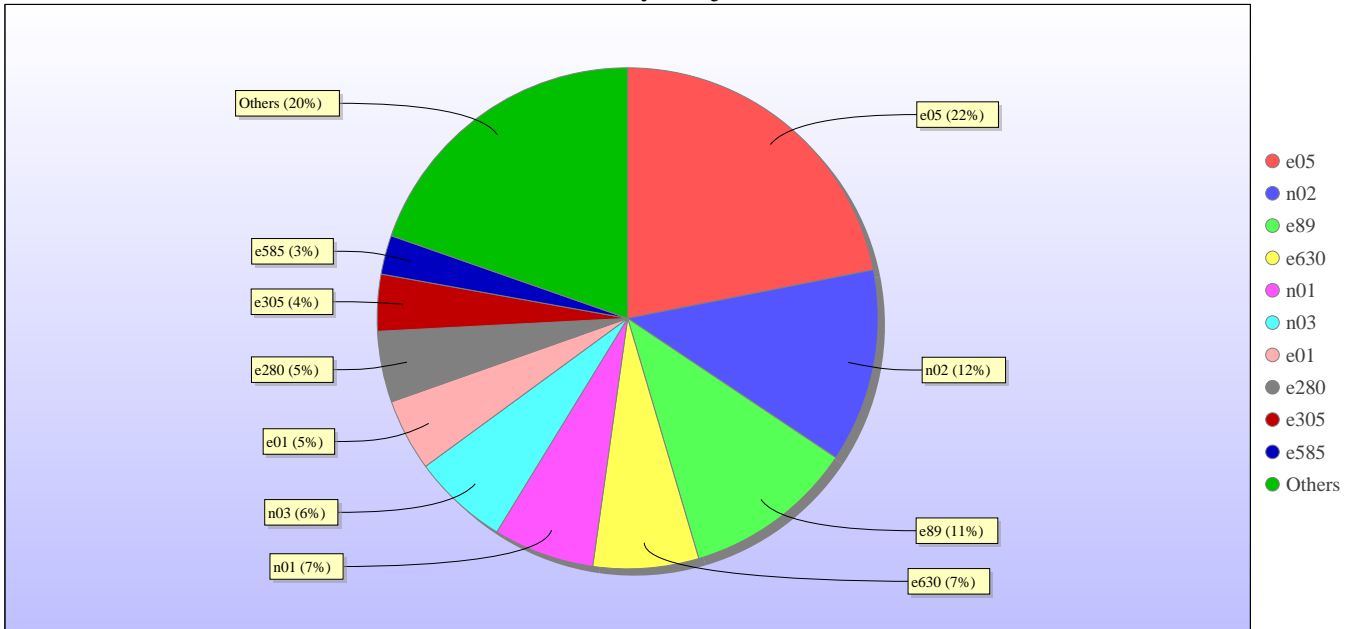
Project	Project Class	Number of Jobs	Charged kAUs	Charged Utilisation	Used kAUs	Utilisation	Allocated kAUs	Allocation
E635	Class1a	99	495.3	0.01%	495.3	0.01%	2,150.4	0.05%
c01	Class1a	1,738	54,575.4	1.40%	54,575.8	1.40%	28,463.3	0.73%
e403	Class1a	0	0.0	0.00%	0.0	0.00%	25,589.3	0.65%
e432	Class1a	89	2,739.1	0.07%	2,739.1	0.07%	14,031.8	0.36%
e448	Class1a	1,704	53,759.8	1.37%	53,759.8	1.37%	65,921.9	1.69%
e451	Class1a	43	51.0	0.00%	51.0	0.00%	11,237.5	0.29%
e514	Class1a	0	0.0	0.00%	0.0	0.00%	674.1	0.02%
e515	Class1a	0	0.0	0.00%	0.0	0.00%	3,426.2	0.09%
e517	Class1a	0	0.0	0.00%	0.0	0.00%	202.2	0.01%
e518	Class1a	0	0.0	0.00%	0.0	0.00%	2,262.3	0.06%
e519	Class1a	174	30,126.3	0.77%	30,126.3	0.77%	15,082.0	0.39%
e527	Class1a	9	487.5	0.01%	487.5	0.01%	5,536.4	0.14%
e530	Class1a	0	0.0	0.00%	0.0	0.00%	3,353.2	0.09%
e537	Class1a	1,023	796.7	0.02%	796.7	0.02%	673.5	0.02%
e554	Class1a	0	0.0	0.00%	0.0	0.00%	364.7	0.01%
e558	Class1a	727	5,732.2	0.15%	6,145.3	0.16%	1,601.4	0.04%
e569	Class1a	185	11,996.9	0.31%	12,001.7	0.31%	5,827.3	0.15%
e571	Class1a	0	0.0	0.00%	0.0	0.00%	774.0	0.02%
e572	Class1a	1,758	1,247.8	0.03%	1,483.0	0.04%	10,052.4	0.26%
e575	Class1a	0	0.0	0.00%	0.0	0.00%	8,531.1	0.22%
e580	Class1a	342	5,472.7	0.14%	5,472.7	0.14%	4,947.2	0.13%
e584	Class1a	60	287.5	0.01%	287.5	0.01%	8,150.6	0.21%
e588	Class1a	0	0.0	0.00%	0.0	0.00%	7,036.6	0.18%
e605	Class1a	259	3,485.6	0.09%	4,365.8	0.11%	2,017.9	0.05%
e606	Class1a	435	7,160.8	0.18%	7,160.8	0.18%	17,071.2	0.44%
e607	Class1a	935	31,883.5	0.82%	31,963.7	0.82%	17,595.6	0.45%
e608	Class1a	263	7,791.4	0.20%	13,988.5	0.36%	10,052.4	0.26%
e609	Class1a	1,614	35,488.4	0.91%	35,488.5	0.91%	55,803.3	1.43%
e610	Class1a	155	10,639.4	0.27%	10,639.7	0.27%	22,494.9	0.58%
e611	Class1a	101	523.0	0.01%	523.0	0.01%	1,424.3	0.04%
e613	Class1a	7	202.1	0.01%	202.1	0.01%	3,015.7	0.08%
e630	Class1a	548	120,791.7	3.09%	228,622.0	5.85%	74,983.0	1.92%
e637	Class1a	85	229.4	0.01%	229.5	0.01%	2,513.1	0.06%
e642	Class1a	383	8,666.3	0.22%	8,691.8	0.22%	5,803.0	0.15%
e643	Class1a	0	0.0	0.00%	0.0	0.00%	13,692.6	0.35%
e647	Class1a	0	0.0	0.00%	0.0	0.00%	1,069.5	0.03%
e01	Consortia	4,573	134,525.1	3.44%	156,054.8	3.99%	232,684.8	5.95%
e05	Consortia	27,038	533,128.3	13.63%	734,415.6	18.78%	669,251.0	17.11%
e89	Consortia	11,390	342,029.2	8.75%	370,069.4	9.46%	355,311.9	9.09%
e280	Consortia	5,249	152,161.3	3.89%	153,623.1	3.93%	159,949.3	4.09%
e281	Consortia	2,913	45,845.3	1.17%	49,361.8	1.26%	63,648.0	1.63%

Project	Project Class	Number of Jobs	Charged kAUs	Charged Utilisation	Used kAUs	Utilisation	Allocated kAUs	Allocation
e283	Consortia	3,799	26,694.1	0.68%	28,818.4	0.74%	44,913.9	1.15%
e305	Consortia	4,059	122,478.2	3.13%	122,687.2	3.14%	120,498.2	3.08%
e585	Consortia	2,904	66,523.5	1.70%	84,569.0	2.16%	87,978.1	2.25%
e348	Direct Access: ARCHER RAP	1,241	17,473.7	0.45%	17,473.7	0.45%	17,701.0	0.45%
e590	Direct Access: ARCHER RAP	315	11,610.6	0.30%	11,610.6	0.30%	12,026.3	0.31%
e599	Direct Access: ARCHER RAP	0	0.0	0.00%	0.0	0.00%	2,917.4	0.07%
e601	Direct Access: ARCHER RAP	67	326.6	0.01%	326.6	0.01%	5,974.2	0.15%
e602	Direct Access: ARCHER RAP	0	0.0	0.00%	0.0	0.00%	2,423.9	0.06%
e603	Direct Access: ARCHER RAP	60	84.9	0.00%	84.9	0.00%	4,039.9	0.10%
e614	Direct Access: ARCHER RAP	429	3,596.4	0.09%	3,596.4	0.09%	15,078.5	0.39%
e616	Direct Access: ARCHER RAP	7	302.7	0.01%	302.7	0.01%	3,953.5	0.10%
e617	Direct Access: ARCHER RAP	47	34,408.1	0.88%	34,408.1	0.88%	7,374.5	0.19%
e618	Direct Access: ARCHER RAP	0	0.0	0.00%	0.0	0.00%	6,968.8	0.18%
e619	Direct Access: ARCHER RAP	121	392.7	0.01%	392.7	0.01%	2,809.4	0.07%
e620	Direct Access: ARCHER RAP	343	14,589.2	0.37%	14,622.7	0.37%	12,908.3	0.33%
e622	Direct Access: ARCHER RAP	0	0.0	0.00%	0.0	0.00%	10,035.1	0.26%
e638	Direct Access: ARCHER RAP	63	3,643.0	0.09%	3,643.3	0.09%	2,817.3	0.07%
e639	Direct Access: ARCHER RAP	0	0.0	0.00%	0.0	0.00%	2,763.3	0.07%
e640	Direct Access: ARCHER RAP	0	0.0	0.00%	0.0	0.00%	26,236.1	0.67%
e641	Direct Access: ARCHER RAP	418	11,983.5	0.31%	11,983.5	0.31%	14,843.3	0.38%
e582	Instant Access	106	839.1	0.02%	839.1	0.02%	3,296.5	0.08%
e623	Instant Access	38	1,631.4	0.04%	1,631.4	0.04%	509.5	0.01%
e624	Instant Access	12	38.0	0.00%	38.0	0.00%	380.1	0.01%
e625	Instant Access	100	348.2	0.01%	356.2	0.01%	418.1	0.01%
e626	Instant Access	0	0.0	0.00%	0.0	0.00%	524.7	0.01%
e628	Instant Access	0	0.0	0.00%	0.0	0.00%	603.3	0.02%
e629	Instant Access	147	209.8	0.01%	209.8	0.01%	603.3	0.02%
e632	Instant Access	0	0.0	0.00%	0.0	0.00%	593.4	0.02%
e633	Instant Access	147	1,043.0	0.03%	1,043.0	0.03%	603.1	0.02%
e634	Instant Access	100	1,495.7	0.04%	1,495.7	0.04%	599.9	0.02%
e636	Instant Access	22	77.3	0.00%	77.3	0.00%	596.6	0.02%
e646	Instant Access	5	0.1	0.00%	0.1	0.00%	6.5	0.00%
csc01	Research	0	0.0	0.00%	0.0	0.00%	375.5	0.01%
ecse1321	eCSE	0	0.0	0.00%	0.0	0.00%	84.7	0.00%
e589	Training	598	921.6	0.02%	922.0	0.02%	6,098.4	0.16%
e604	Training	148	1,052.3	0.03%	3,839.0	0.10%	5,666.9	0.14%
e612	Training	233	697.0	0.02%	697.0	0.02%	5,691.2	0.15%
e631	Training	5,785	13,490.3	0.34%	34,981.5	0.89%	6,026.2	0.15%
e644	Training	103	643.2	0.02%	643.2	0.02%	1,106.5	0.03%
y16	Service	0	0.0	0.00%	0.0	0.00%	420.1	0.01%
z17	Service	131	13,861.4	0.35%	13,861.4	0.35%	9,997.7	0.26%
EPSRC Total		85,447	1,952,774.4	49.93%	2,368,976.0	60.58%	2,382,734.1	60.93%
n01	Consortia	21,776	220,420.0	5.64%	218,533.6	5.59%	388,109.3	9.92%
n02	Consortia	72,272	405,450.2	10.37%	418,882.8	10.71%	510,273.2	13.05%
n03	Consortia	4,918	196,249.2	5.02%	207,698.5	5.31%	251,366.1	6.43%
NERC Total		98,966	822,119.4	21.02%	845,114.9	21.61%	1,149,748.6	29.40%

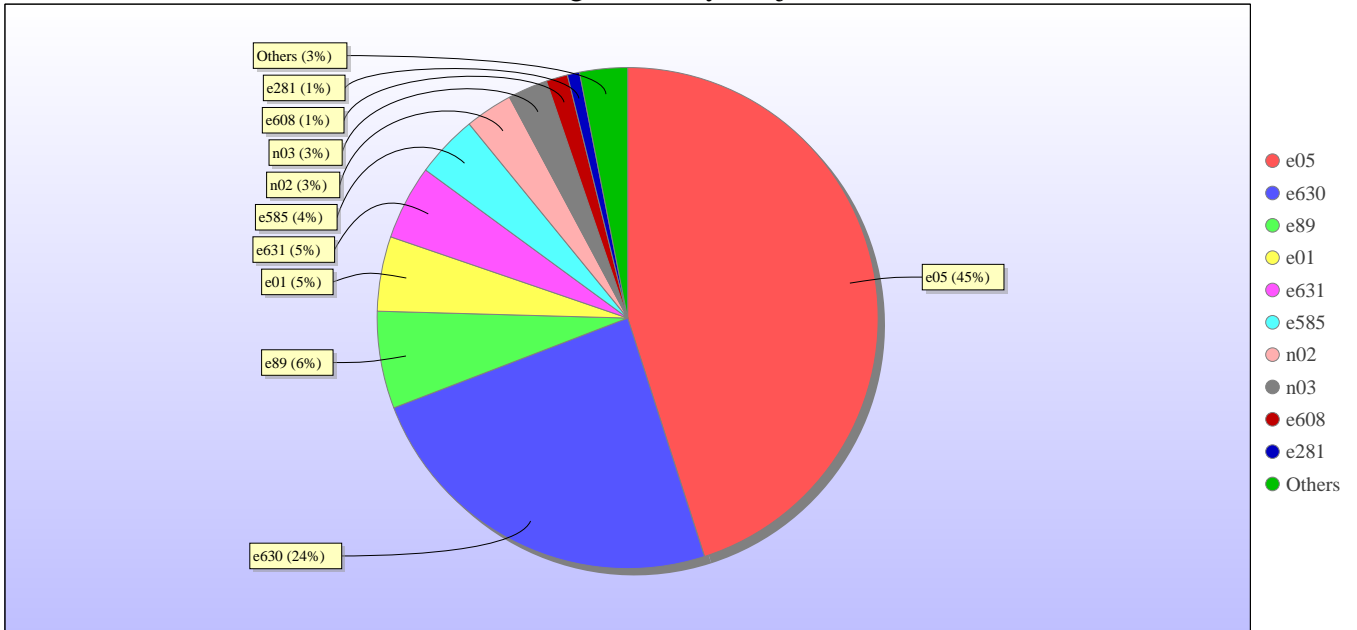
Project	Project Class	Number of Jobs	Charged kAUs	Charged Utilisation	Used kAUs	Utilisation	Allocated kAUs	Allocation
e621	Leadership Awards	72	4,970.6	0.13%	4,970.6	0.13%	11,814.8	0.30%
e568	Research	295	10,042.0	0.26%	10,042.0	0.26%	11,487.3	0.29%
BBSRC Total		367	15,012.7	0.38%	15,012.7	0.38%	23,302.1	0.60%
pr1u0002	Class1a	0	0.0	0.00%	0.0	0.00%	504.1	0.01%
pr1u0001	DECI: EXEC	0	0.0	0.00%	0.0	0.00%	1.3	0.00%
pr1u1551	DECI: EXEC	16	435.5	0.01%	435.5	0.01%	16,071.4	0.41%
pr1u1552	DECI: EXEC	45	815.9	0.02%	815.9	0.02%	9,689.5	0.25%
pr1u1553	DECI: EXEC	0	0.0	0.00%	0.0	0.00%	25,192.5	0.64%
pr1u1554	DECI: EXEC	308	1,077.7	0.03%	1,077.7	0.03%	1,921.7	0.05%
pr1u1501	DECI: HOME	0	0.0	0.00%	0.0	0.00%	0.2	0.00%
pr1u1502	DECI: HOME	0	0.0	0.00%	0.0	0.00%	0.2	0.00%
pr1u1503	DECI: HOME	0	0.0	0.00%	0.0	0.00%	1,379.2	0.04%
pr1u1504	DECI: HOME	0	0.0	0.00%	0.0	0.00%	0.2	0.00%
pr1u1505	DECI: HOME	0	0.0	0.00%	0.0	0.00%	0.2	0.00%
pr1u1506	DECI: HOME	0	0.0	0.00%	0.0	0.00%	0.2	0.00%
pr1u1507	DECI: HOME	0	0.0	0.00%	0.0	0.00%	0.2	0.00%
PRACE Total		369	2,329.1	0.06%	2,329.1	0.06%	54,760.7	1.40%
ecse0910	eCSE	282	14.0	0.00%	14.0	0.00%	151.5	0.00%
ecse1008	eCSE	590	606.3	0.02%	606.3	0.02%	129.9	0.00%
ecse1012	eCSE	0	0.0	0.00%	0.0	0.00%	32.7	0.00%
ecse1303	eCSE	0	0.0	0.00%	0.0	0.00%	141.9	0.00%
ecse1307	eCSE	63	5.6	0.00%	5.6	0.00%	141.9	0.00%
ecse1320	eCSE	37	56.1	0.00%	56.1	0.00%	133.7	0.00%
eCSE Total		972	682.1	0.02%	682.1	0.02%	731.6	0.02%
d43	ECDF	0	0.0	0.00%	0.0	0.00%	2,520.5	0.06%
d56	Research	620	5,294.6	0.14%	5,294.6	0.14%	19,995.5	0.51%
d67	Research	0	0.0	0.00%	0.0	0.00%	504.1	0.01%
d88	Research	2	0.1	0.00%	0.1	0.00%	217.2	0.01%
d114	Research	3,031	15,982.7	0.41%	17,935.3	0.46%	33,577.5	0.86%
d118	Research	171	247.5	0.01%	247.5	0.01%	378.1	0.01%
d137	Research	1,469	14,670.5	0.38%	14,670.7	0.38%	7,554.9	0.19%
d142	Research	86	493.0	0.01%	666.0	0.02%	4,284.9	0.11%
d143	Research	246	2,914.6	0.07%	2,914.6	0.07%	7,541.0	0.19%
d150	Research	26	4,627.5	0.12%	4,627.5	0.12%	23,994.6	0.61%
d155	Research	890	5,321.8	0.14%	5,321.8	0.14%	5,041.1	0.13%
d166	Research	0	0.0	0.00%	0.0	0.00%	2,054.2	0.05%
d170	Research	9	0.0	0.00%	0.0	0.00%	7.5	0.00%
d426	Research	0	0.0	0.00%	0.0	0.00%	169.9	0.00%
d153	Industrial	491	848.6	0.02%	848.7	0.02%	3,024.7	0.08%
d168	Industrial	0	0.0	0.00%	0.0	0.00%	252.1	0.01%
d427	Industrial	0	0.0	0.00%	0.0	0.00%	3,201.7	0.08%
i01	Industrial	23	1,465.8	0.04%	1,465.8	0.04%	718.8	0.02%
i18	Industrial	25	2,728.4	0.07%	2,728.4	0.07%	19,192.2	0.49%
i21	Industrial	1,261	17,901.5	0.46%	11,934.5	0.31%	25,205.5	0.64%
i232	Industrial	0	0.0	0.00%	0.0	0.00%	378.1	0.01%
i234	Industrial	0	0.0	0.00%	0.0	0.00%	274.6	0.01%
i235	Industrial	0	0.0	0.00%	0.0	0.00%	388.1	0.01%
x08	Industrial	0	0.0	0.00%	0.0	0.00%	2,520.5	0.06%
d74	Training	86	22.6	0.00%	22.6	0.00%	504.1	0.01%
d104	Training	0	0.0	0.00%	0.0	0.00%	674.1	0.02%
d167	Training	2,664	860.5	0.02%	907.6	0.02%	594.5	0.02%
d171	Training	0	0.0	0.00%	0.0	0.00%	163.9	0.00%
d131	Service	2	0.0	0.00%	0.0	0.00%	756.2	0.02%
d134	Service	0	0.0	0.00%	0.0	0.00%	25.2	0.00%
d425	Service	7	0.1	0.00%	0.1	0.00%	53.1	0.00%
y01	Service	0	0.0	0.00%	0.0	0.00%	25.2	0.00%
y02	Service	46	27.7	0.00%	27.7	0.00%	252.1	0.01%
y07	Service	20	0.0	0.00%	1.3	0.00%	251.4	0.01%
y21	Service	0	0.0	0.00%	0.0	0.00%	1,260.3	0.03%
z02	Service	3	0.0	0.00%	0.0	0.00%	12.6	0.00%
z99	Service	27	0.6	0.00%	0.6	0.00%	25.2	0.00%
d169	UoE Access	0	0.0	0.00%	0.0	0.00%	7,561.6	0.19%

Project	Project Class	Number of Jobs	Charged kAUs	Charged Utilisation	Used kAUs	Utilisation	Allocated kAUs	Allocation
DirectorsTime Total		11,205	73,408.1	1.88%	69,615.5	1.78%	175,156.6	4.48%
y14	Training	2,953	1,590.4	0.04%	1,079.9	0.03%	1,764.4	0.05%
z19	Service	476	101.9	0.00%	102.0	0.00%	12,602.7	0.32%
CSE Total		3,429	1,692.3	0.04%	1,181.9	0.03%	14,367.1	0.37%
csc02	Research	707	47,977.5	1.23%	47,977.5	1.23%	244,951.2	6.26%
CSC Total		707	47,977.5	1.23%	47,977.5	1.23%	244,951.2	6.26%
w17	Service	0	0.0	0.00%	0.0	0.00%	1,508.2	0.04%
w18	Service	42	384.1	0.01%	384.1	0.01%	1,499.7	0.04%
w19	Service	30	2,926.5	0.07%	2,927.1	0.07%	1,499.7	0.04%
w20	Service	0	0.0	0.00%	0.0	0.00%	1,491.6	0.04%
Internal Total		72	3,310.6	0.08%	3,311.2	0.08%	5,999.1	0.15%
Total		201,534	2,919,306.2	74.65%	3,354,200.8	85.77%	4,051,751.1	103.60%

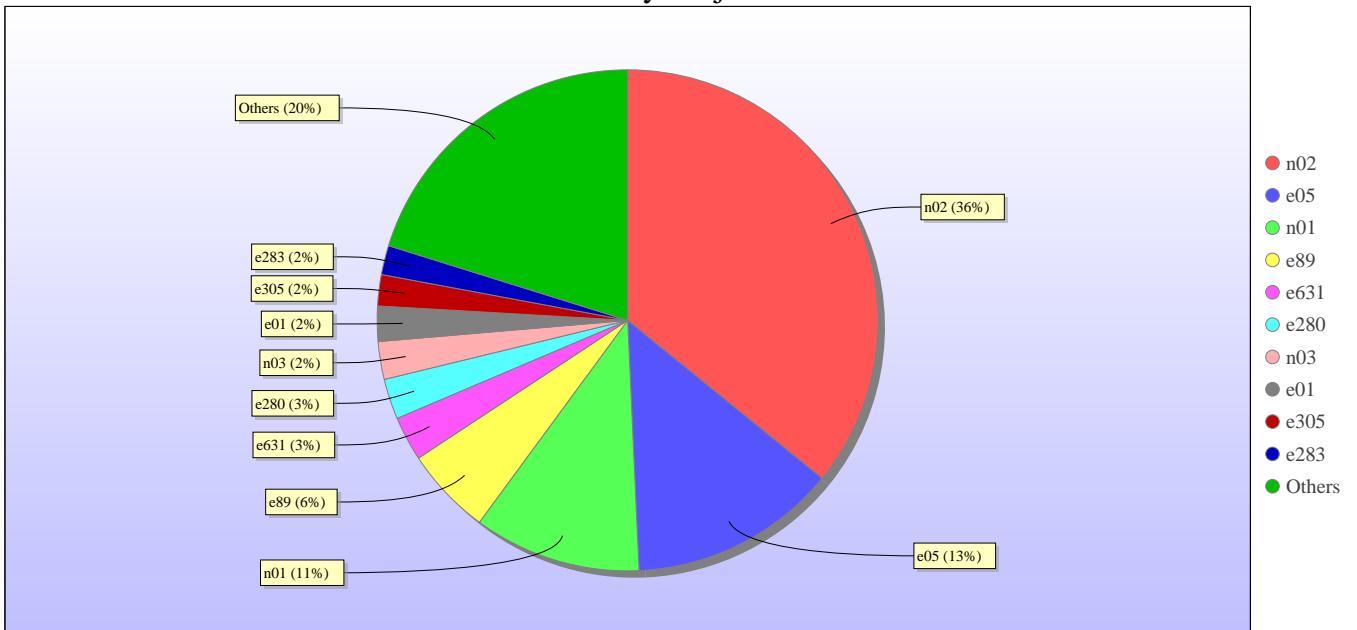
Use by Project



Uncharged Use by Project



Jobs by Project



kAUs (by Size)

Size	kAUs	Number of Jobs
17-32	36,904.92	89,343
33-64	53,349.429	13,668
65-128	155,012.475	23,503
129-256	477,964.879	33,529
257-512	563,608.209	20,312
513-1024	373,750.985	8,222
1025-2048	465,244.345	5,254
2049-4096	207,596.324	2,511
4097-8192	246,575.699	4,504
8193-16384	126,533.093	506

Size	kAUs	Number of Jobs
16385-32768	64,378.406	94
32769-65536	110,717.69	54
65537-131072	1,571.824	8