

Messages



Reusing this material



This work is licensed under a Creative Commons Attribution-NonCommercial-ShareAlike 4.0 International License.

http://creativecommons.org/licenses/by-nc-sa/4.0/deed.en_US

This means you are free to copy and redistribute the material and adapt and build on the material under the following terms: You must give appropriate credit, provide a link to the license and indicate if changes were made. If you adapt or build on the material you must distribute your work under the same license as the original.

Acknowledge EPCC as follows: “© EPCC, The University of Edinburgh, www.epcc.ed.ac.uk”

Note that this presentation contains images owned by others. Please seek their permission before reusing these images.

Messages

- A message contains a number of elements of some particular datatype.
- MPI datatypes:
 - Basic types.
 - Derived types.
- Derived types can be built up from basic types.
- C types are different from Fortran types.

MPI Basic Datatypes - C

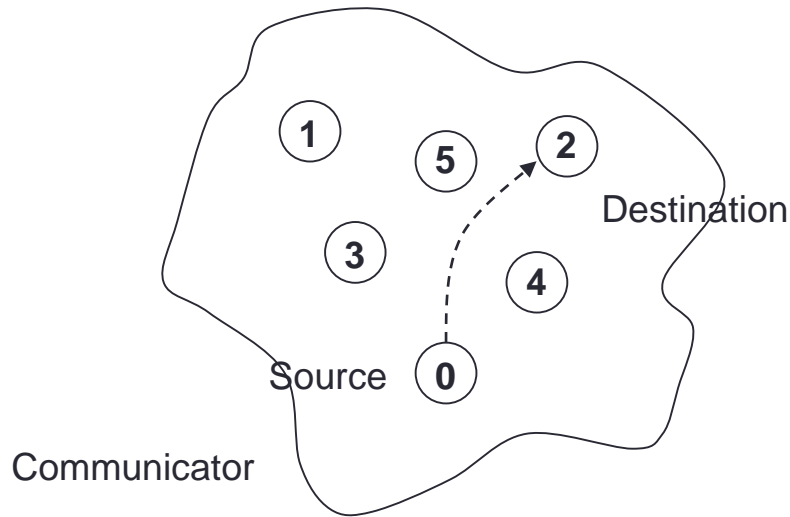
MPI Datatype	C datatype
<code>MPI_CHAR</code>	signed char
<code>MPI_SHORT</code>	signed short int
<code>MPI_INT</code>	signed int
<code>MPI_LONG</code>	signed long int
<code>MPI_UNSIGNED_CHAR</code>	unsigned char
<code>MPI_UNSIGNED_SHORT</code>	unsigned short int
<code>MPI_UNSIGNED</code>	unsigned int
<code>MPI_UNSIGNED_LONG</code>	unsigned long int
<code>MPI_FLOAT</code>	float
<code>MPI_DOUBLE</code>	double
<code>MPI_LONG_DOUBLE</code>	long double
<code>MPI_BYTE</code>	

MPI Basic Datatypes - Fortran

MPI Datatype	Fortran Datatype
<code>MPI_INTEGER</code>	INTEGER
<code>MPI_REAL</code>	REAL
<code>MPI_DOUBLE_PRECISION</code>	DOUBLE PRECISION
<code>MPI_COMPLEX</code>	COMPLEX
<code>MPI_LOGICAL</code>	LOGICAL
<code>MPI_CHARACTER</code>	CHARACTER(1)
<code>MPI_BYTE</code>	

Point-to-Point Communication

Point-to-Point Communication



- Communication between two processes.
- Source process sends message to destination process.
- Communication takes place within a communicator.
- Destination process is identified by its rank in the communicator.

Point-to-point messaging in MPI

- Sender calls a SEND routine
 - specifying the data that is to be sent
 - this is called the *send buffer*
- Receiver calls a RECEIVE routine
 - specifying where the incoming data should be stored
 - this is called the *receive buffer*
- Data goes into the receive buffer
- Metadata describing message also transferred
 - this is received into separate storage
 - this is called the *status*

Communication modes

Sender mode	Notes
Synchronous send	Only completes when the receive has completed.
Buffered send	Always completes (unless an error occurs), irrespective of receiver.
Standard send	Either synchronous or buffered.
Receive	Completes when a message has arrived.

MPI Sender Modes

OPERATION	MPI CALL
Standard send	MPI_Send
Synchronous send	MPI_Ssend
Buffered send	MPI_Bsend
Receive	MPI_Recv

Sending a message

- C:

```
int MPI_Ssend(void *buf, int count,  
              MPI_Datatype datatype,  
              int dest, int tag,  
              MPI_Comm comm);
```

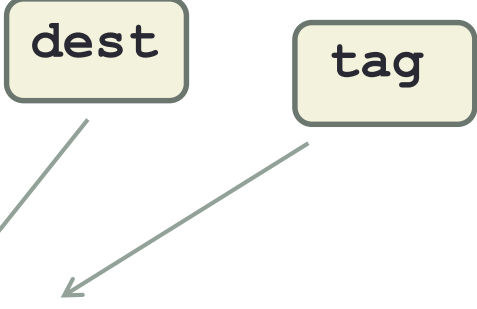
- Fortran:

```
MPI_SSEND (BUF, COUNT, DATATYPE, DEST,  
           TAG, COMM, IERROR)
```

```
<type> BUF (*)  
INTEGER COUNT, DATATYPE, DEST, TAG  
INTEGER COMM, IERROR
```

Send data from rank 1 to rank 3

```
// Array of ten integers
int x[10];
...
if (rank == 1)
MPI_Ssend(x, 10, MPI_INT, 3, 0, MPI_COMM_WORLD);
```



The diagram shows two yellow boxes labeled 'dest' and 'tag'. An arrow points from the 'dest' box to the number '3' in the MPI_Ssend function call. Another arrow points from the 'tag' box to the number '0' in the same function call.

```
// Integer scalar
int x;
...
if (rank == 1)
MPI_Ssend(&x, 1, MPI_INT, 3, 0, MPI_COMM_WORLD);
```

Send data from rank 1 to rank 3

```
! Array of ten integers
integer, dimension(10) :: x
...
if (rank .eq. 1)
CALL MPI_SSEND(x, 10, MPI_INTEGER, 3, 0,
               MPI_COMM_WORLD, ierr)
```



```
! Integer scalar
integer :: x
...
if (rank .eq. 1)
CALL MPI_SSEND(x, 1, MPI_INTEGER, 3, 0,
               MPI_COMM_WORLD, ierr)
```

Receiving a message

- C:

```
int MPI_Recv(void *buf, int count,  
             MPI_Datatype datatype,  
             int source, int tag,  
             MPI_Comm comm, MPI_Status *status)
```

- Fortran:

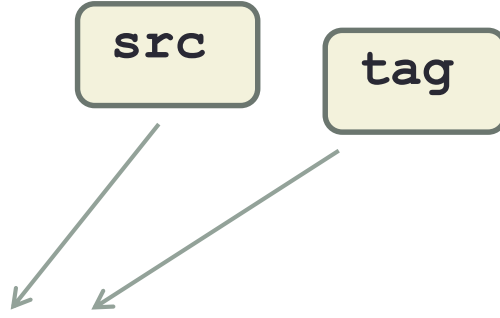
```
MPI_RECV(BUF, COUNT, DATATYPE, SOURCE, TAG, COMM,  
         STATUS, IERROR)
```

```
<type> BUF(*)
```

```
INTEGER COUNT, DATATYPE, SOURCE, TAG, COMM,  
         STATUS(MPI_STATUS_SIZE), IERROR
```

Receive data from rank 1 on rank 3

```
int y[10];  
MPI_Status status;  
...  
if (rank == 3)  
MPI_Recv(y, 10, MPI_INT, 1, 0, MPI_COMM_WORLD, &status);
```




The diagram shows two yellow boxes labeled 'src' and 'tag'. An arrow points from 'src' to the fourth argument '1' in the MPI_Recv call. Another arrow points from 'tag' to the fifth argument '0' in the same call.

```
int y;  
...  
if (rank == 3)  
MPI_Recv(&y, 1, MPI_INT, 1, 0, MPI_COMM_WORLD, &status);
```

Receive data from rank 1 on rank 3

```
integer, dimension(10) :: y
integer, dimension(MPI_STATUS_SIZE) :: status
...
if (rank .eq. 3)
CALL MPI_RECV(y, 10, MPI_INTEGER, 1, 0,
              MPI_COMM_WORLD, status, ierr)
```



```
integer :: y
...
if (rank .eq. 3)
CALL MPI_RECV(y, 1, MPI_INTEGER, 1, 0,
              MPI_COMM_WORLD, status, ierr)
```


Synchronous Blocking Message-Passing

- Processes synchronise.
- Sender process specifies the synchronous mode.
- Blocking: both processes wait until the transaction has completed.

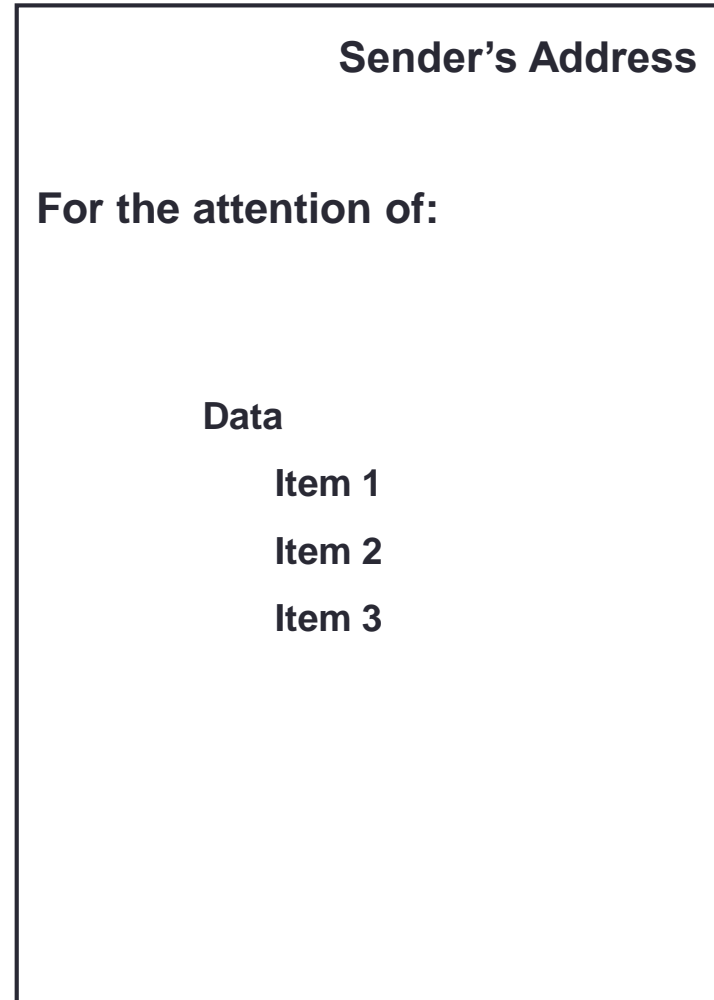
For a communication to succeed:

- Sender must specify a valid destination rank.
- Receiver must specify a valid source rank.
- The communicator must be the same.
- Tags must match.
- Message types must match.
- Receiver's buffer must be large enough.

Wildcarding

- Receiver can wildcard.
- To receive from any source `MPI_ANY_SOURCE`
- To receive with any tag `MPI_ANY_TAG`
- Actual source and tag are returned in the receiver's `status` parameter.

Communication Envelope



Communication Envelope Information

- Envelope information is returned from `MPI_RECV` as `status`
- Information includes:
 - Source: `status.MPI_SOURCE` or `status(MPI_SOURCE)`
 - Tag: `status.MPI_TAG` or `status(MPI_TAG)`
 - Count: `MPI_Get_count` or `MPI_GET_COUNT`

Received Message Count

- C:

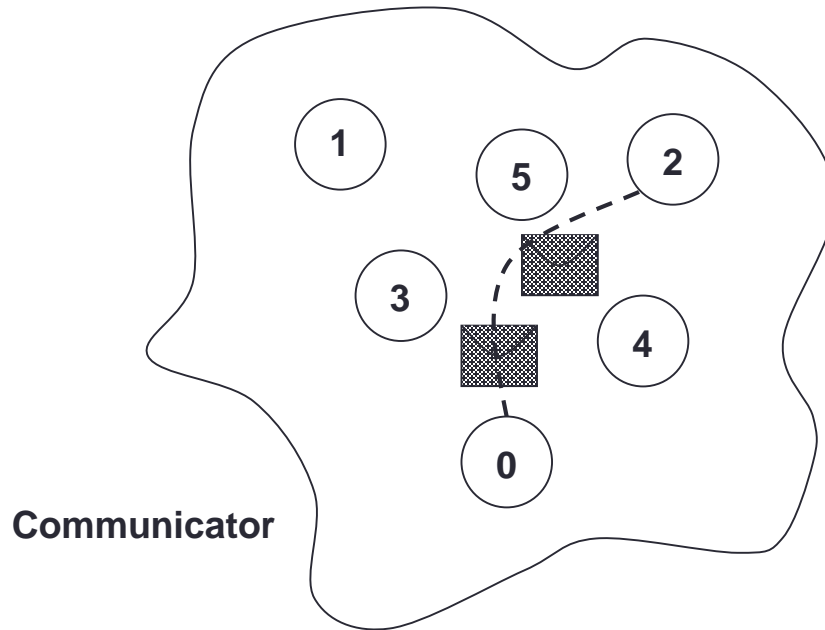
```
int MPI_Get_count( MPI_Status *status,  
                  MPI_Datatype datatype,  
                  int *count)
```

- Fortran:

```
MPI_GET_COUNT(STATUS, DATATYPE, COUNT, IERROR)
```

```
INTEGER STATUS(MPI_STATUS_SIZE), DATATYPE, COUNT, IERROR
```

Message Order Preservation



- Messages do not overtake each other.
- This is true even for non-synchronous sends.

Message Matching (i)

Rank 0:

```
Ssend(msg1, dest=1, tag=1)
```

```
Ssend(msg2, dest=1, tag=2)
```

Rank 1:

```
Recv(buf1, src=0, tag=1)
```

```
Recv(buf2, src=0, tag=2)
```

- buf1 = msg1; buf2 = msg2
- Sends and receives correctly matched

Message Matching (ii)

Rank 0:

```
Ssend(msg1, dest=1, tag=1)
```

```
Ssend(msg2, dest=1, tag=2)
```

Rank 1:

```
Recv(buf2, src=0, tag=2)
```

```
Recv(buf1, src=0, tag=1)
```

- Deadlock (due to synchronous send)
- Sends and receives incorrectly matched

Message Matching (iii)

Rank 0:

```
Bsend(msg1, dest=1, tag=1)
```

```
Bsend(msg2, dest=1, tag=1)
```

Rank 1:

```
Recv(buf1, src=0, tag=1)
```

```
Recv(buf2, src=0, tag=1)
```

- buf1 = msg1; buf2 = msg2
- Messages have same tags but matched in order

Message Matching (iv)

Rank 0:

```
Bsend(msg1, dest=1, tag=1)
```

```
Bsend(msg2, dest=1, tag=2)
```

Rank 1:

```
Recv(buf2, src=0, tag=2)
```

```
Recv(buf1, src=0, tag=1)
```

- buf1 = msg1; buf2 = msg2
- Do not *have* to receive messages in order!

Message Matching (v)

Rank 0:

```
Bsend(msg1, dest=1, tag=1)
```

```
Bsend(msg2, dest=1, tag=2)
```

Rank 1:

```
Recv(buf1, src=0, tag=MPI_ANY_TAG)
```

```
Recv(buf2, src=0, tag=MPI_ANY_TAG)
```

- buf1 = msg1; buf2 = msg2
- Messages *guaranteed* to match in send order
 - examine status to find out the actual tag values

Message Order Preservation

- If a receive matches multiple messages in the “inbox”
 - then the messages will be received in the order they were sent
- Only relevant for multiple messages from the same source

Exercise – Calculation of Pi

- See Exercise 2 on the exercise sheet
- Illustrates how to divide work based on rank
 - and how to send point-to-point messages in an SPMD code
- Notes:
 - the value of N in the expansion of pi is not the same as the number of processors
 - you should expect to write a program such as $N=100$ running on 4 processors
 - your code should be able to run on any number of processors
 - do not hard code the number of processors in your program!
- If you finish the pi example you may want to try Exercise 3 (ping-pong) but it is not essential

Timers

- C:

```
double MPI_Wtime(void) ;
```

- Fortran:

```
DOUBLE PRECISION MPI_WTIME ()
```

- Time is measured in seconds.
- Time to perform a task is measured by consulting the timer before and after
 - subtract values to get elapsed time
- Modify your program to measure its execution time and print it out.